

PRADO

Design by
Christian Werner

Description

Quite apart from the habitual styling exercise which surrounds a new settee - which consists of a principally aesthetic proposal - Prado represents first and foremost an approach based on the study of lifestyles, or in short, the human being. Here, therefore, we find the same ambition as that which brought us Smala in the early part of the new century.

Prado consists of a vast seat which may be used either independently or with other elements, on which back cushions may be scattered at will. There is total freedom since these cushions, which are weighted and equipped with an anti-slip system, will remain in place without needing to be leant against or attached to anything. They could therefore be arranged on the floor for a few leisurely moments around a low table, whilst the seat could do duty as an occasional bed simply by turning over its seat cushion, the reverse of which is covered with mattress ticking.

Technical Specifications

CONSTRUCTION & COMFORT

Structure in panels of chipboard, webbed and clad in foam 50 kg/m³ and 110 g/m² quilting; seat cushion in polyurethane foam 36 kg/m³ and 110 g/m² quilting. Back cushion in injected foam 60 kg/m³ moulded onto a metal insert, equipped with elastic webbing and with a compartmented goose feather-filled comfort layer (10 % down / 90 % feathers) with 110 g/m² quilting. Anti-slip system. Lumbar cushion filled with new goose feathers (10 % down / 90 % feathers). Optional armrest cushion in polyurethane foam 35 kg/m³ and 200 g/m² quilting.

The reverse of the seat cushion is covered in mattress ticking: simply turn the cushion and use the optional 100 % white cotton fitted sheet to create a comfortable sleep area (width 100 or 120 cm).

The Oda pedestal table (designed to slide above the seat cushion thanks to their cantilevered tops) is designed as the perfect complement to this settee, making it possible to create corner compositions, for example, or to add occasional tables on which one can place one's personal effects.

More info at
www.ligne-roset.com

© Ligne Roset 2018

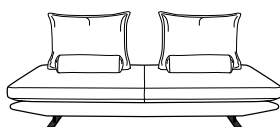


MEDIUM SETTEE - D 100 COMPLETE ITEM

DIMENSIONS

H 870 mm - W 2000 mm - D 1000 mm - SH 405 mm -

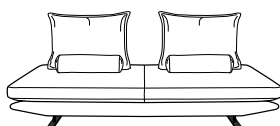
Other sizes



medium settee - d 100 complete item

DIMENSIONS

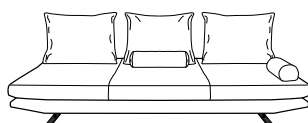
H 870 - mm
W 2000 - mm
D 1000 - mm
SH 405 - mm



medium settee - d 120 complete item

DIMENSIONS

H 870 - mm
W 2000 - mm
D 1200 - mm
SH 405 - mm



large settee depth 120 complete item

DIMENSIONS

H 870 - mm
W 2400 - mm
D 1200 - mm
SH 405 - mm



small square footstool depth 100

DIMENSIONS

W 1000 - mm
D 1000 - mm
SH 405 - mm



large square footstool depth 120

DIMENSIONS

W 1200 - mm
D 1200 - mm
SH 405 - mm



rectangular footstool depth 100

DIMENSIONS

W 1200 - mm
D 1000 - mm
SH 405 - mm




back cushion

DIMENSIONS

H 500 - mm

W 700 - mm

D 470 - mm



bolster

DIMENSIONS

W 530 - mm

Ø 160 - mm



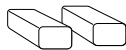
arm cushion

DIMENSIONS

H 150 - mm

W 230 - mm

D 400 - mm



set of 2 armrest cushions

DIMENSIONS

H 150 - mm

W 230 - mm

D 400 - mm



occasional table argile lacquer oda

DIMENSIONS

H 420 - mm

W 480 - mm

D 430 - mm



occasional table moutarde lacquer oda

DIMENSIONS

H 420 - mm

W 480 - mm

D 430 - mm