

RUCHÉ

Design by
Inga Sempé

Description

For Ligne Roset, Ruché (the name refers to a gathered or pleated fabric which serves as a decoration on a piece of clothing) brings together the unusual and the traditional. The unusual thing about this piece is its solid wood structure, and the great traditional element: the quilting, the very heart of its savoir-faire. Its rangy uprights and the undulations of its duvet combine to produce a harmonious union of rigorous straight lines and soft, welcoming curves. Slender and fine, Ruché is nonetheless soft and welcoming. We might also add that the very design of Ruché offers a collection of seating which allies comfort and compactness: its depth is only 92 cm and the length of the various pieces varies between 170 and 200 cm, ideal for small apartments. Finally, its seat height (45 cm) will appeal to a broad clientèle, not least those who utterly reject seats which are too low. The 2 settees are also available in a low-backed version (65 cm instead of 83 cm), with a lower seat (38 cm instead of 46 cm), a greater depth (101 cm instead of 92 cm) and a backwards sloping seat/back with integral lumbar. They therefore offer the twin advantages of remarkable comfort & the look of a true domestic settee, bringing it far from the 'banquette' look. Its lower lines enables it to elegantly integrate into all spaces, even the very smallest.

Technical Specifications

CONSTRUCTION

Structure and feet in solid wood, reinforced by two steel frames on the seat and back. Protective gliders on feet. Choice of 3 finishes for feet: natural matt varnished beech, or beech stained anthracite or red. Integral table surface (for one-arm settees) in matching beech veneered MDF.

COMFORT

Pullmaflex suspension on seat. Suspension of back via sprung steel grille. Elastic-webbed suspension on arms. Seat cushion in high resilience polyurethane Bultex foam 42 kg/m³ - 4.8 kPa and 38 kg/m³ - 3.6 kPa. Back cushion in polyurethane foam 30 kg/m³ - 1.8 kPa. Armrests in Bultex foam 26 kg/m³ - 1.4 kPa. The 2 low-backed settees are systematically supplied with a matching pair of rectangular lumbar (H 24 W 59 D 12) : these have removable covers & are gilled with new goose feathers (10 % down / 90 % feathers), with one smooth face & one face quilted in the Ruché style. These 2 lumbar are also priced separately and are thus available as an option for the high-backed settees.

MAKING-UP

Cover quilted with 300g/m² polyester quilting and ultra-flexible polyurethane foam 30kg/m³ - 1.8 kPa. The highly sophisticated execution of the quilting is achieved by a programmed sewing robot. Fully removable covers.

FABRICS

Most plain fabrics can be used with Ruché : velours, wools, thick cloths, microfibres and leathers.

More info at
www.ligne-roset.com

© Ligne Roset 2018

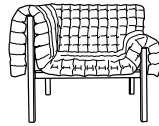


ARMCHAIR RIGHT

DIMENSIONS

H 830 mm - W 970 mm - D 920 mm - SH 460 mm -

Other sizes



armchair right

DIMENSIONS

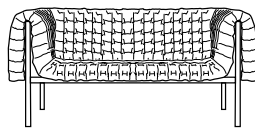
H 830 - mm
W 970 - mm
D 920 - mm
SH 460 - mm



armchair left

DIMENSIONS

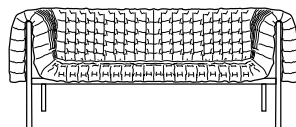
H 830 - mm
W 970 - mm
D 920 - mm
SH 460 - mm



medium settee

DIMENSIONS

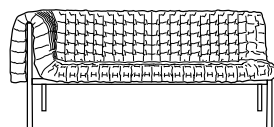
H 830 - mm
W 1700 - mm
D 920 - mm
SH 460 - mm



large settee

DIMENSIONS

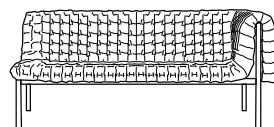
H 830 - mm
W 2000 - mm
D 920 - mm
SH 460 - mm



1-armed settee right

DIMENSIONS

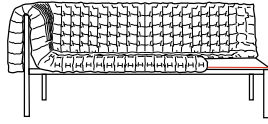
H 830 - mm
W 1900 - mm
D 920 - mm
SH 460 - mm



1-armed settee left

DIMENSIONS

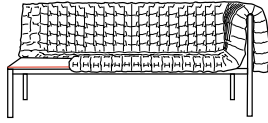
H 830 - mm
W 1900 - mm
D 920 - mm
SH 460 - mm



1-armed settee right with table surface

DIMENSIONS

H 830 - mm
W 1900 - mm
D 920 - mm
SH 460 - mm



1-armed settee left with table surface

DIMENSIONS

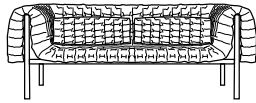
H 830 - mm
W 1900 - mm
D 920 - mm
SH 460 - mm



set of 2 lumbar cushions

DIMENSIONS

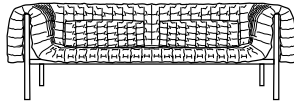
H 230 - mm
W 560 - mm
E 120 - mm



medium settee low back with 2 lumbar cushions

DIMENSIONS

H 650 - mm
W 1700 - mm
D 1010 - mm
SH 380 - mm



large settee low back with 2 lumbar cushions

DIMENSIONS

H 650 - mm
W 2000 - mm
D 1010 - mm
SH 380 - mm



footstool

DIMENSIONS

W 920 - mm
D 600 - mm
SH 425 - mm