

NADOR

Design by
Ligne Roset

Description

Drawing inspiration from the high-end hotel market, the bed and headboard were designed to inspire a sentiment of generous comfort and welcoming softness. The high headboard reaches 128 cm from the floor, and is available in a choice of 2 widths (216 & 286 cm) to enable all types of bedside table to be accommodated with ease. For smaller spaces, a lower (H 88 cm), narrower (200 & 220 cm) version is also on offer. As for the bed (160 x 200 or 180 x 200), this comprises an upholstered base, a thick mattress (preferably sprung) and a mattress topper: the elevated, 'anglo-saxon-style' sleep platform which results will satisfy the most exacting requirements in respect of comfort.

Technical Specifications

CONSTRUCTION

Bed comprising a headboard and upholstered base, priced separately. The base being independent of the headboard, the latter may be ordered separately; in all cases it must be both positioned against and fixed to a wall. Bed with bowl-shaped upholstered sleep platform: structure in panels of multi-ply and multi-ply slats. A frame only version is also available, consisting of an upholstered bed frame, the structure of which is composed of panels of particleboard clad in high resilience polyurethane Bultex foam (50 kg/m³ - 6.3 kPa) and a layer of 200 g/m² polyester quilting which offers soft comfort with no hard zones. This bed frame takes all types of slatted base and mattress. Headboard in panels of particleboard clad in high resilience polyurethane Bultex foam 32 kg/m³ - 2.5 kPa and polyester quilting 100 g/m². Invisible support feet in black polythene. Steel wall fixing rail.

COMFORT

Bed clad in high resilience polyurethane Bultex foam 36 kg/m³ - 2.6 kPa . Exclusive ticking (100% cotton), embroidered and treated with HealthGuard (fungicidal, antibacterial). Dry clean only. Headboard quilted with Bultex foam 32 kg/m³ - 2.5 kPa.

MAKING-UP

Buttoned headboard cover with small round buttons ø 15 mm producing a square quilted effect. Bed frame delivered in 2 parts. Fully removable covers.

More info at
www.ligne-roset.com

© Ligne Roset 2018




LOW HEADBOARD WITH EMBROIDERED BREAKPOINT STITCHING FOR 160 BEDS

DIMENSIONS


H 855 mm - W 2010 mm - E 100 mm -

Other sizes




low headboard with embroidered
breakpoint stitching for 160 beds

DIMENSIONS
H 855 - mm
W 2010 - mm
E 100 - mm




low headboard with embroidered
breakpoint stitching for 180 beds

DIMENSIONS
H 855 - mm
W 2210 - mm
E 100 - mm




high headboard with embroidered
breakpoint stitching for 160 or 180 beds

DIMENSIONS
H 1255 - mm
W 2170 - mm
E 100 - mm




high headboard with embroidered
breakpoint stitching for 160 or 180 beds

DIMENSIONS
H 1255 - mm
W 2870 - mm
E 100 - mm




low headboard with buttons for 160
beds

DIMENSIONS
H 855 - mm
W 2010 - mm
E 100 - mm



low headboard with buttons for 180
beds


DIMENSIONS
H 855 - mm
W 2210 - mm
E 100 - mm



high headboard with buttons for 160 or
180 beds

DIMENSIONS

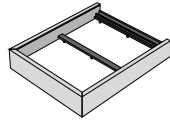
H 1255 - mm
W 2170 - mm
E 100 - mm



high headboard with buttons for 160 or
180 beds

DIMENSIONS

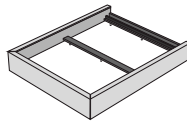
H 1255 - mm
W 2870 - mm
E 100 - mm



upholstered bed frame 160 x 200
without upholstered base

DIMENSIONS

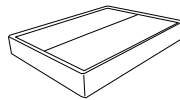
W 1760 - mm
L 2120 - mm
SH 296 - mm



upholstered bed frame 180 x 200
without upholstered base

DIMENSIONS

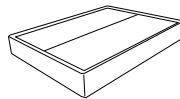
W 1960 - mm
L 2120 - mm
SH 296 - mm



bed 152,4 x 203,2 (queen size) with
upholstered base

DIMENSIONS

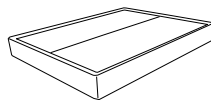
W 1524 - mm
L 2032 - mm
SH 296 - mm



bed 160 x 200 with upholstered base

DIMENSIONS

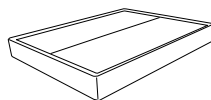
W 1600 - mm
L 2000 - mm
SH 296 - mm



bed 180 x 200 with upholstered base

DIMENSIONS

W 1800 - mm
L 2000 - mm
SH 296 - mm



bed 193,04 x 203,2 (king size) with
upholstered base

DIMENSIONS

W 1930 - mm
L 2032 - mm
SH 296 - mm