

# SATORI

**Design by**  
Delo Lindo

**Description**

Dining table with 1 integral folding extension W 87 cm. The base, composed of 6 sloping legs, is in black-stained solid ash. Its stability is assured by 4 central legs with gliders and 2 end legs with easily adjustable jacks. It is fixed beneath a steel plate which itself is located beneath the steel cradle holding the top. When closed the table seats 6, and when open 8 - 10 (length 217 cm).

- 22 mm thick top finished in through-stained natural varnished smoked oak-effect veneer (or 22 mm thick top lacquered) with matching extension and edging (total height 80 mm).

- 6 mm thick top in ceramic stoneware with polished edges and integral folding extension and edging (total height 74 mm) in ash veneered.

- 6 mm thick top in ceramic stoneware with polished edges, integral folding extension in MDF finished in ceramic stoneware and edging (total height 74 mm) in ash veneered.

**Technical Specifications**

**More info at**  
[www.ligne-roset.com](http://www.ligne-roset.com)

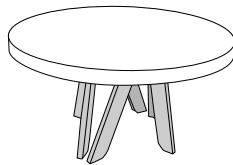
© Ligne Roset 2018



**DINING TABLE SATIN WHITE LACQUERED TOP + MATCHING EXTENSION BASE IN NATURAL ASH**

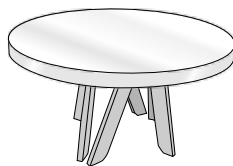
**DIMENSIONS**  
H 750 mm - Ø 1300 mm

**Other sizes**



dining table satin white lacquered top + matching extension base in natural ash

**DIMENSIONS**  
H 750 - mm  
Ø 1300 - mm



dining table gloss white lacquered top + matching extension base in natural ash

**DIMENSIONS**  
H 750 - mm  
Ø 1300 - mm



dining table smoked oak effect top + matching extension base in black stained ash

**DIMENSIONS**  
H 750 - mm  
Ø 1300 - mm




dining table metallic anthracite ceramic stoneware top + anthracite-stained ash extension base anthracite-stained ash

**DIMENSIONS**  
H 750 - mm  
Ø 1300 - mm



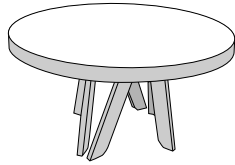
dining table metallic anthracite ceramic  
stoneware top + matching extension  
base anthracite-stained ash

**DIMENSIONS**  
H 750 - mm  
Ø 1300 - mm




dining table white ceramic stoneware  
top + natural ash extension base in  
natural ash

**DIMENSIONS**  
H 750 - mm  
Ø 1300 - mm



dining table white ceramic stoneware  
top + matching extension base in  
natural ash

**DIMENSIONS**  
H 750 - mm  
Ø 1300 - mm



dining table top in white marble-effect  
ceramic stoneware + natural ash  
extension base in natural ash

**DIMENSIONS**  
H 750 - mm  
Ø 1300 - mm