

# PALETTE

**Design by**  
Pascal Mourgue

**Description**  
Low table in the shape of a painter's palette, made from moulded enamelled ceramic. The upper section is reinforced with expanded polyurethane foam, which is injected into its interior. Max. recommended load : 40 Kg.

## Technical Specifications

**More info at**  
[www.ligne-roset.com](http://www.ligne-roset.com)

© Ligne Roset 2018

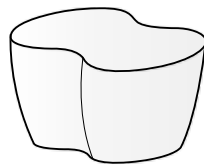


## LOW TABLE WHITE 'OUT-OF-COLLECTION' COLOUR

### DIMENSIONS

H 350 mm - W 650 mm - D 345 mm -

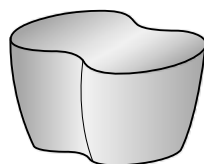
### Other sizes



low table white 'out-of-collection' colour

### DIMENSIONS

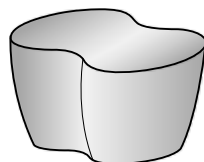
H 350 - mm  
W 650 - mm  
D 345 - mm



low table or 'out-of-collection' colour

### DIMENSIONS

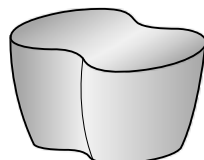
H 350 - mm  
W 650 - mm  
D 345 - mm



low table platinum 'out-of-collection'  
colour

### DIMENSIONS

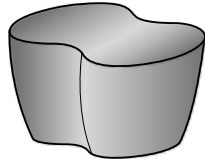
H 350 - mm  
W 650 - mm  
D 345 - mm



low table cuivre 'out-of-collection' colour

### DIMENSIONS

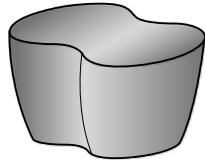
H 350 - mm  
W 650 - mm  
D 345 - mm



low table pale pink 'out-of-collection'  
colour

**DIMENSIONS**

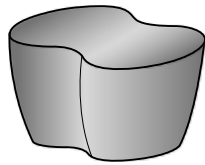
H 350 - mm  
W 650 - mm  
D 345 - mm



low table red 'out-of-collection' colour

**DIMENSIONS**

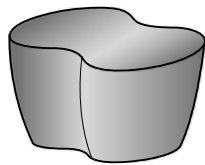
H 350 - mm  
W 650 - mm  
D 345 - mm



low table sea blue 'out-of-collection'  
colour

**DIMENSIONS**

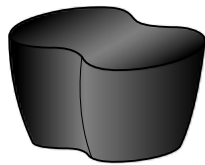
H 350 - mm  
W 650 - mm  
D 345 - mm



low table blue 'out-of-collection' colour

**DIMENSIONS**

H 350 - mm  
W 650 - mm  
D 345 - mm



low table black 'out-of-collection' colour

**DIMENSIONS**

H 350 - mm  
W 650 - mm  
D 345 - mm