

PEBBLE

Design by
Air Division

Description

Low tables with tops in solid American walnut and bases in matt black lacquered tubular steel. These tables are sold separately, but are nonetheless designed to be used together if desired: the top of the convex table fits over the top of the concave table.

Technical Specifications

More info at
www.ligne-roset.com

© Ligne Roset 2018

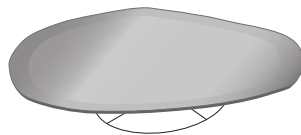


LOW TABLE CONCAVE TOP

DIMENSIONS

H 200 - mm - W 1000 mm - L 1100 mm -

Other sizes



low table concave top

DIMENSIONS

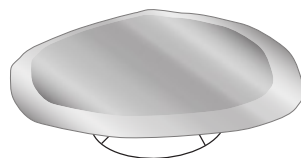
H 200 - mm
W 1000 - mm
L 1100 - mm



low table concave top small

DIMENSIONS

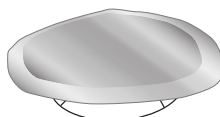
H 202 - mm
W 750 - mm
L 825 - mm



low table convex top

DIMENSIONS

H 260 - mm
W 1000 - mm
L 1100 - mm



low table convex top small

DIMENSIONS

H 260 - mm
W 750 - mm
L 825 - mm