

Molteni & C

CODEX — PATRICIA URQUIOLA 2011

1—
2



Codex, a table designed along the typical lines of Night&Day and Scriba. The accurate working of the base recalls the barcode theme and exalts the light shape without compromising the stability. The wood top, which has a considerable thickness, underscores the outstanding personality and natural features of the design.

DATASHEET

REGISTERED
DESIGN

VII.2016

molteni.it

Dimensions in millimeters and inches. The right to discontinue and make changes is reserved. This information is based on the latest product information available at the time of printing.

FINISHES

TOP FINISHES

eucalyptus - grey oak - graphite oak - light elm - dark elm

LEGS FINISHES

matt lacquer colours in the Molteni colour range

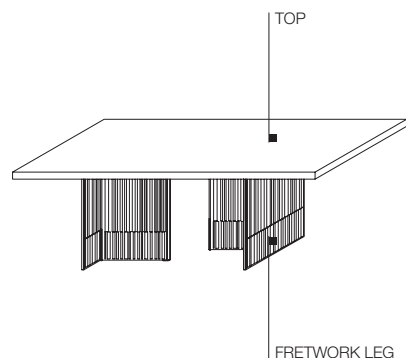
TECHNICAL INFORMATION

FRETWORK LEG

Panel in phenolic HPL laminate, painted in the colours of the "Molteni Range". Adjustable feet.

TOP

Honeycomb core wood panel, finished with sliced Oak (Quercus), Elm (Ulmus rubra) or Eucalyptus (Eucalyptus globulus) veneer.



DIMENSIONS

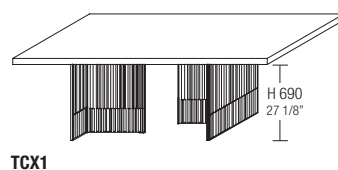
Reductions

No reductions of any kind are possible

rectangular table

W 2100 D 1100 H 740

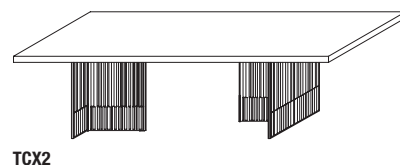
W 82 5/8" D 43 1/4" H 29 1/8"



rectangular table

W 2600 D 1100 H 740

W 102 3/8" D 43 1/4" H 29 1/8"



DATASHEET

REGISTERED
DESIGN

VII.2016

FINISHES MOLTENI&C RANGE

IX.2016

	MATT LACQUER OPEN GRAIN LACQUER	GLOSSY LACQUER	COLOURED GLASS	ETCHED COLOURED GLASS	PLASTER LACQUERED CARTAPAGLIA LACQUERED only Gliss Master	STOPSOL
CHALK WHITE	•	•	•	•	•	
IVORY	•				•	
PEARL	•	•	•	•	•	
SILICA	•	•	•	•	•	
SAND	•	•	•	•	•	
PLATINUM	•	•	•	•	•	
DUNE	•	•	•	•	•	
CLAY	•	•	•	•	•	
DOLOMITE GREY	•	•	•	•	•	
RUBY	•	•	•	•	•	
CARAMEL	•	•	•	•	•	
MOKA	•	•	•	•	•	
MUSTARD	•	•	•	•	•	
CADMIUM	•	•	•	•	•	
LIGHT BLUE GREY	•	•	•	•	•	
BALTIC GREEN	•	•	•	•	•	
LEAD	•	•	•	•	•	
ANTHRACITE	•	•	•	•	•	
BLACK	•	•	•	•	•	
BRONZE				•		
GREY						•
LESSLESS RED	•					
only matt lacquer						


Molteni & C

FINISHES MOLTENI&C RANGE

IX.2016

WOODS


EUCALYPTUS



AMERICAN WALNUT



GRAPHITE OAK



GREY OAK



BLACK OAK



DARK ELM



LIGHT ELM




CEDAR

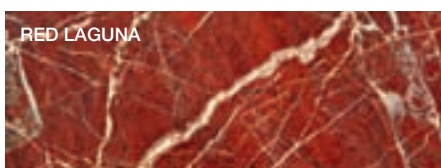


MARBLES

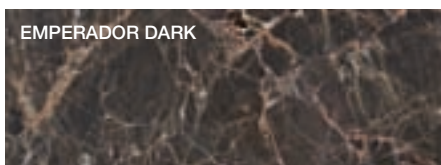
WHITE CARRARA




RED LAGUNA



EMPERADOR DARK



BLACK MARQUINA




SAHARA NOIR



GRES

WHITE




ANTHRACITE




METAL PARTS


BLACK CHROME




SHINY ALUMINIUM



PEWTER COLOUR

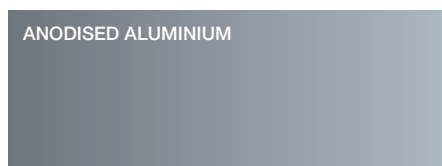


COPPER




DWELL
DOOR FRAME, TRACK COVERING PROFILES

ANODISED ALUMINIUM



BROWN ALUMINIUM



The finishes shown are indicative and refer to the entire production range. We recommend that you consult the "Colour Range" samples which shown the complete range of finishes, including those not shown here. Molteni&C reserves the right to modify the range without warning.