



■ Vers. C01

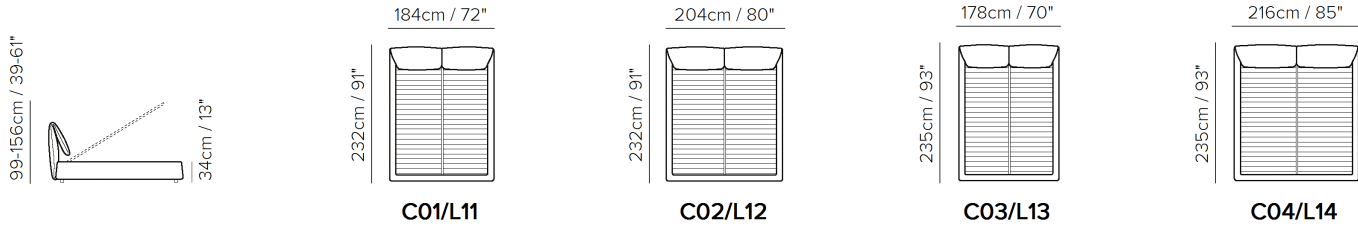


■ Vers. C01









■ Vers. C01

SCHEMATICS



## TECHNICAL INFORMATION

	<b>COVERING</b>	Leather <input checked="" type="checkbox"/>	Soft Cover <input checked="" type="checkbox"/>			
	<b>LEGS</b>	Castors <input type="checkbox"/>	Plastic <input type="checkbox"/>	Metal <input type="checkbox"/>	Wood <input type="checkbox"/>	Upholstered <input type="checkbox"/>
	<b>FILLING</b>	Arms <input type="checkbox"/> Fiber <input type="checkbox"/> Foam <input type="checkbox"/> Feather/Fiber Mix <input type="checkbox"/> Feather	Seat cushion <input type="checkbox"/> Fiber <input type="checkbox"/> Foam <input type="checkbox"/> Feather/Fiber Mix <input type="checkbox"/> Feather	Back cushion <input type="checkbox"/> Fiber <input type="checkbox"/> Foam <input type="checkbox"/> Feather/Fiber Mix <input type="checkbox"/> Feather		
	<b>COMFORT</b>	Standard Comfort <input checked="" type="checkbox"/>	Firm Comfort <input type="checkbox"/>			
	<b>FUNCTION</b>	Bed <input type="checkbox"/>	Electric motion <input type="checkbox"/>	Motion <input type="checkbox"/>	Recliner <input type="checkbox"/>	Sliding <input type="checkbox"/>
	<b>OPTIONS</b>	Nails <input type="checkbox"/>	Contrast Stitching <input type="checkbox"/>	Removable <input type="checkbox"/>		

## NOTES

- Designer: Claudio Bellini
- LEATHER: Model available only in Top Grain leather
- Double movement mechanism to re-position the mesh: horizontal (to easily reposition the linen) or 45° position (for a practical storage solution)
- Bed with storage option (vers. C0..)
- Bed with split mesh (ver. L1..)
- MESH DIMENSION:
- Vers. C01/L11: 160 x 200 cm (63 x 79 inch)
- Vers. C02/L12: 180 x 200 cm (71 x 79 inch)
- Vers. C03/L13: 152 x 200 cm (60 x 79 inch)
- Vers. C04/L14: 193 x 200 cm (76 x 79 inch)

NOTES

---