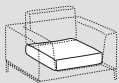





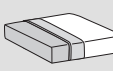





Marabu



	 Seduta - Seat	 Schienale - Backrest		
Rivestimento Upholstering (8)	Sfoderabile Removable —	Sfoderabile Removable —		
	Non sfoderabile Not removable  	Non sfoderabile Not removable  		
Imbottiture Padding (3-5-6-7)	 +  D.30/35kg/m³	 +  D.30/35kg/m³		

INFORMAZIONI TECNICHE

Struttura: 1-2

Struttura portante in pannelli multistrato di legno e masselli in abete di vari spessori, tamponamenti in pannelli di fibra di legno dura o cellulosa.

Molleggio: 2-4

Schienale in pannello di fibra di legno dura o cellulosa. Seduta in nastri elastici di fibra propilenica e lattice.

Note:

Piedino centrale in metacrilato trasparente.

TECHNICAL INFORMATION

Structure: 1-2

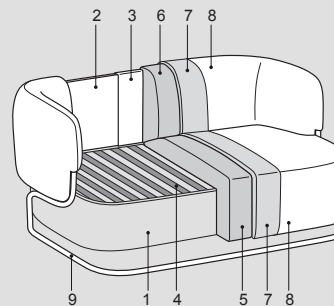
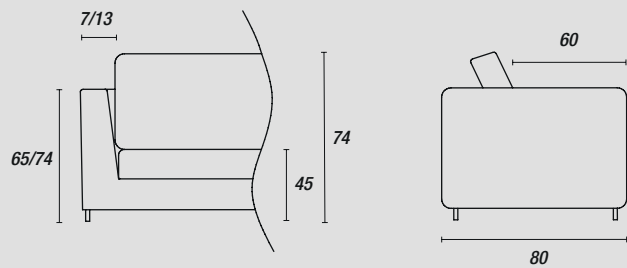
Supporting structure in plywood panels and solid fir wood supports of differing thicknesses, buffers in hard or cellulose wood fibreboard panels.

Springing: 2-4

Backrest in hard or cellulose wood fiber panel. The seat is supported by propylene and latex elastic belts.

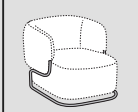
Note:

Central foot in transparent methacrylate.



Basamento - Base:

di serie



Nero (ME09)
Light brown (ME11)