

# Luce Sferica S1

---

## Source

Dimmable LED Source 110W 5345lm  
2700K – CRI 95

Led modules can be easily removed and replaced in case of maintenance

---

## Dimension

Ø200mm, l1656mm

---

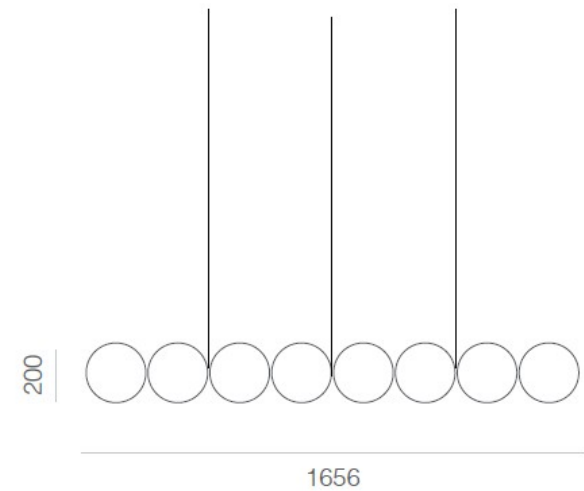
## Materials

- Structure in polished extruded aluminum
  - Spherical transparent glass modules made of borosilicate glass
- 

## Control

Dimmable 10% > 100% Touch, Push Dimm, Dali

- Power supply unit located within the ceiling rose
- Touch control button, positioned on one end of the product, to control the luminaire in three different modes



Sizes in millimeters

FLOS

# Luce Sferica S2

---

## Source

Dimmable LED Source 145W 6682lm  
2700K – CRI 95

Led modules can be easily removed and replaced in case of maintenance

---

## Dimension

Ø200mm, l 2070mm

---

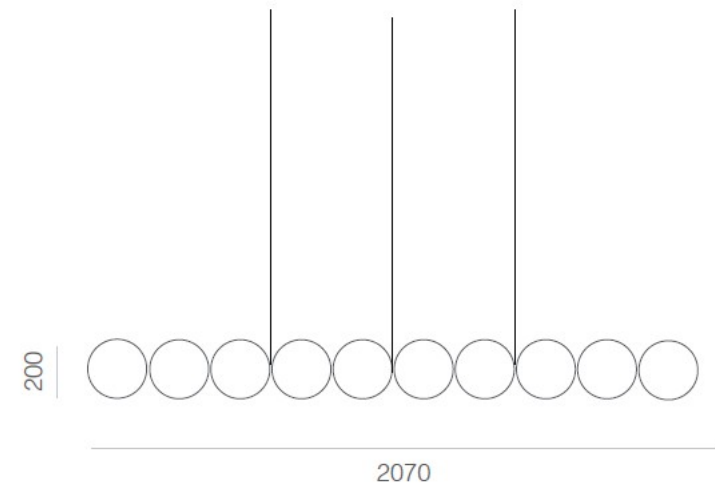
## Materials

- Structure in polished extruded aluminum
  - Spherical transparent glass modules made of borosilicate glass
- 

## Control

Dimmable 10% > 100% Touch, Push Dimm, Dali

- Power supply unit located within the ceiling rose
- Touch control button, positioned on one end of the product, to control the luminaire in three different modes



Sizes in millimeters

FLOS

# Luce Sferica S3

---

## Source

Dimmable LED Source 165W 8018lm  
2700K – CRI 95

Led modules can be easily removed and replaced in case of maintenance

---

## Dimension

Ø200mm, l 2490mm

---

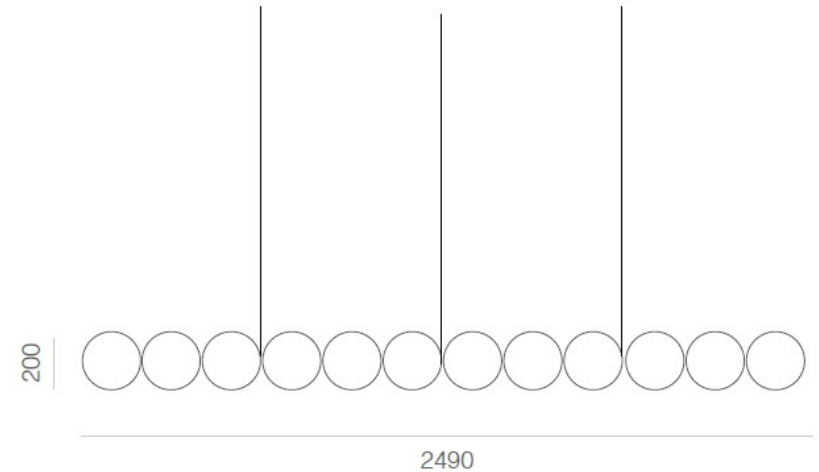
## Materials

- Structure in polished extruded aluminum
  - Spherical transparent glass modules made of borosilicate glass
- 

## Control

Dimmable 10% > 100% Touch, Push Dimm, Dali

- Power supply unit located within the ceiling rose
- Touch control button, positioned on one end of the product, to control the luminaire in three different modes



Sizes in millimeters

FLOS