

ARKE TIPO / INDOOR

# CRAZY DIAMOND

designed by Giuseppe Vigano' 2015



**STRUTTURA:** legno.

**IMBOTTITURA SEDUTA:** poliuretano espanso a quote differenziate (D35 + D40 + D50 Mind Foam®), rivestito con cotone 100% antipiuma bianco riempito in piuma naturale 100%, fianchi in tomama gr.230.

**IMBOTTITURA SCHIENALE:** poliuretano espanso a quote differenziate (D28 + D21 + D75), rivestito con cotone 100% antipiuma bianco riempito in piuma naturale 100%, fianchi in tomama trapuntata gr.230.

**IMBOTTITURA BRACCIOLO:** poliuretano espanso a quote differenziate (D35 + D40), rivestito con cotone 100% antipiuma bianco riempito con 100% di piuma naturale, fianchi interni in dacron accoppiato gr.380.

**PIANO DI MOLLEGGIO:** cinghie elastiche.

**ALTEZZA SEDUTA:** 41 cm - 44 cm con inserimento dei distanziali.

**ALTEZZA BRACCIOLO:** 58 cm

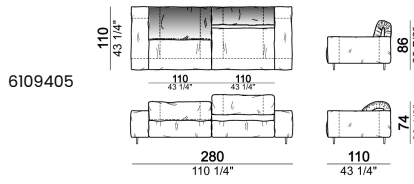
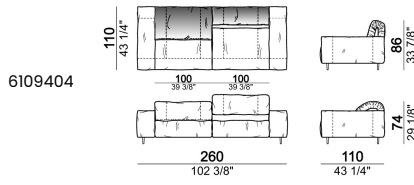
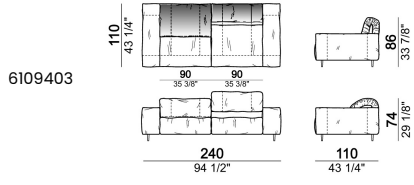
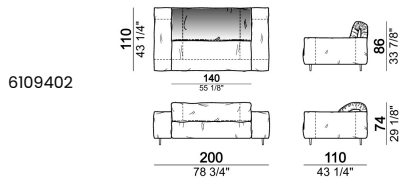
**PIEDI:** metallo, finiture marrone micaceo o titanio, h.11,5 cm.

**Su richiesta al momento dell'ordine è possibile avere piedi più alti di 3 cm con supplemento previo inserimento di distanziali che potrebbero essere visibili.**

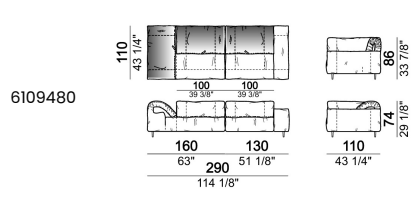
**ATTENZIONE:** Lo schienale è ingegnerizzato per avere due posizioni: seduta profonda con schienale alto e profondità di seduta ridotta con schienale basso. La variazione di posizione si ottiene grazie ad un semplice gesto stando comodamente seduti.

In alcune composizioni i piedi di serie nel lato di unione degli elementi vengono sostituiti da piedi centrali di collegamento.

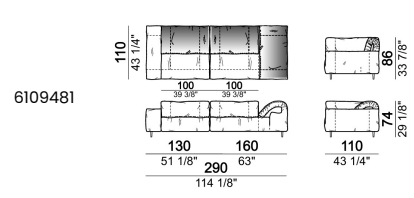
**Divano**



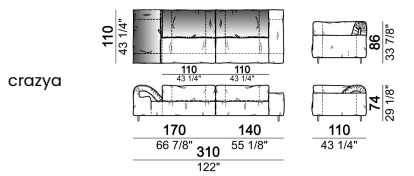
**Divano 290 cm formato da 1 laterale angolare sx 160 cm e 1 laterale dx 130 cm**



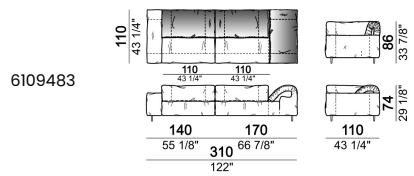
**Divano 290 cm formato da 1 laterale angolare dx 160 cm e 1 laterale sx 130 cm**



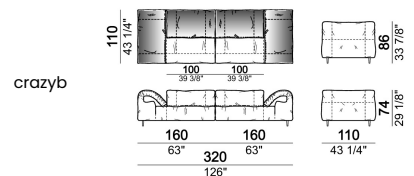
**Divano 310 cm formato da 1 laterale angolare sx 170 cm e 1 laterale dx 140 cm**



**Divano 310 cm formato da 1 laterale angolare dx 170 cm e 1 laterale sx 140 cm**

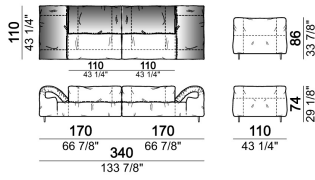


**Divano 320 cm formato da 1 laterale angolare sx e 1 laterale angolare dx 160 cm**



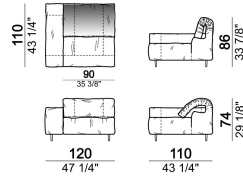
**Divano 340 cm formato da 1 laterale  
angolare sx e 1 laterale angolare dx 170 cm**

6109485

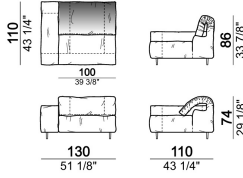


**Laterale dx o sx**

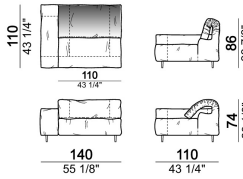
6109425



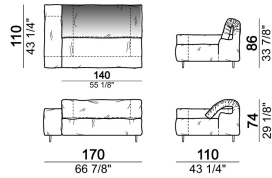
6109427



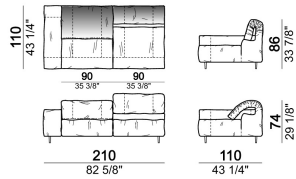
6109429



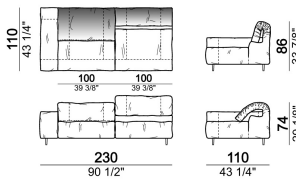
6109431



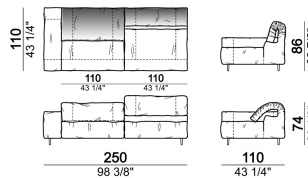
6109433



6109435

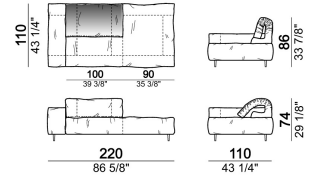


6109437

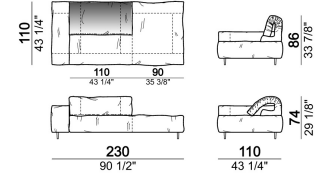


**Laterale con pouf dx o sx**

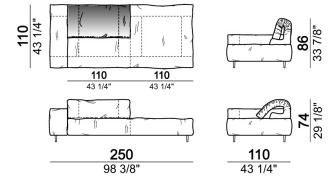
6109439



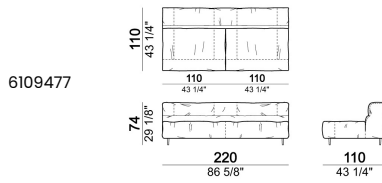
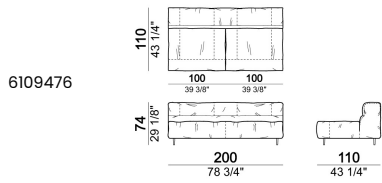
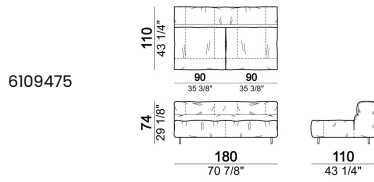
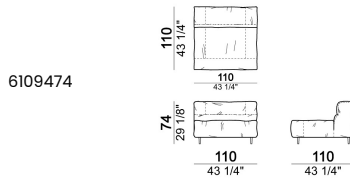
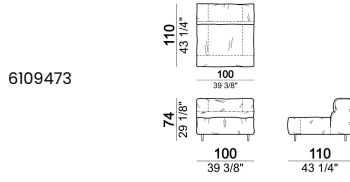
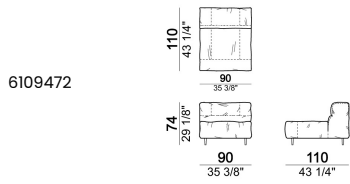
6109441



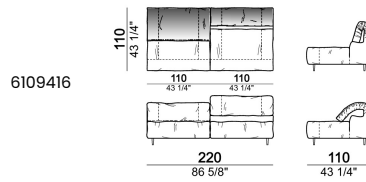
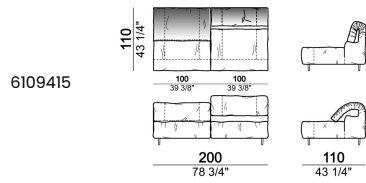
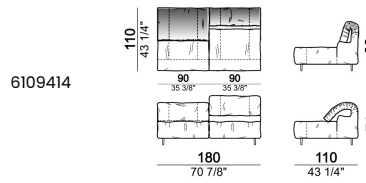
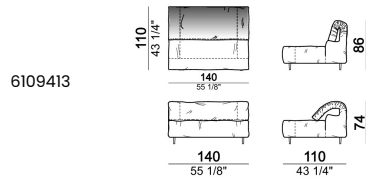
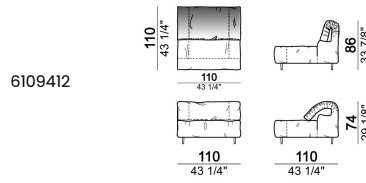
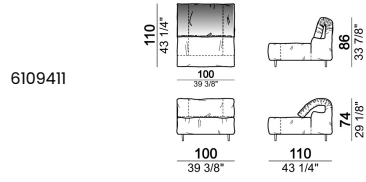
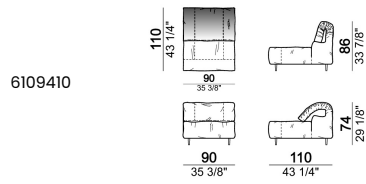
6109467



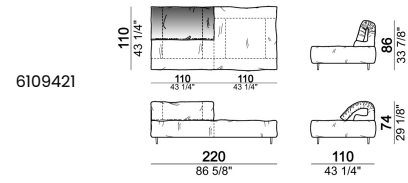
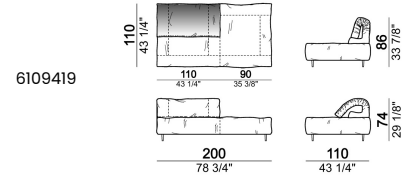
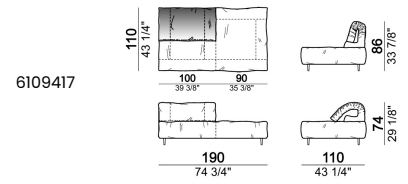
Centrale fisso



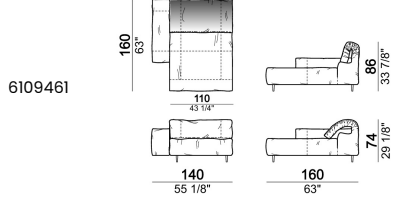
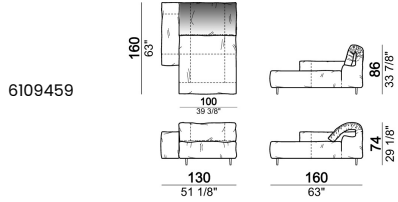
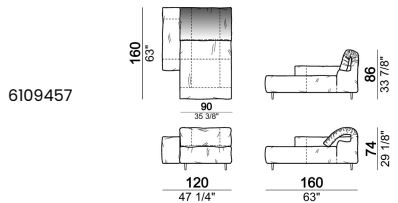
Elemento centrale



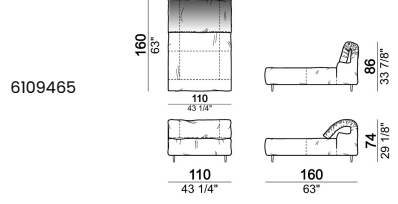
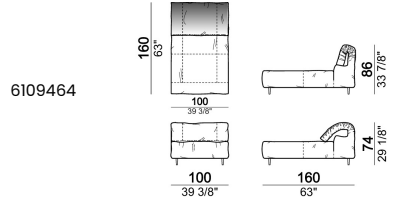
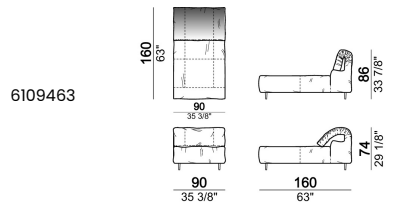
Centrale con pouf dx o sx



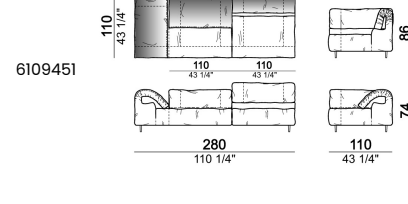
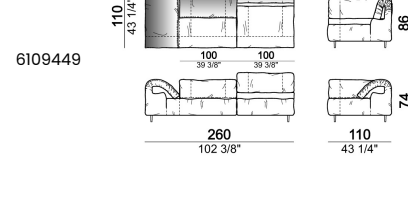
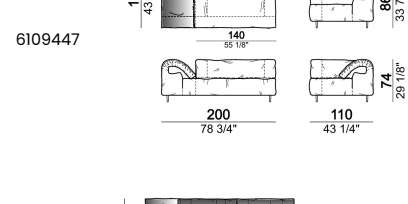
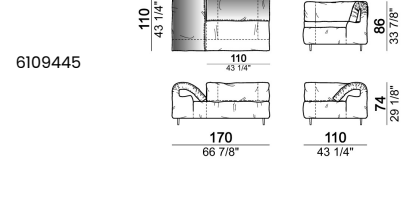
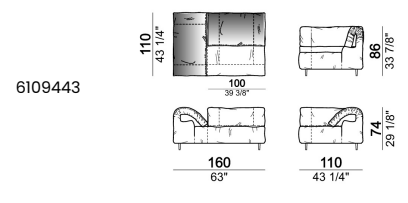
Chaise longue dx o sx



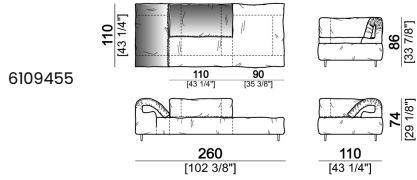
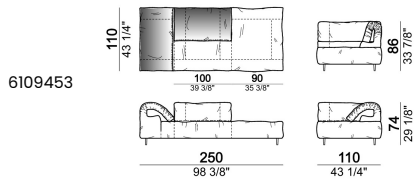
Dormeuse



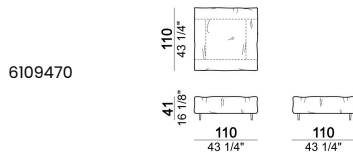
Laterale angolare dx o sx



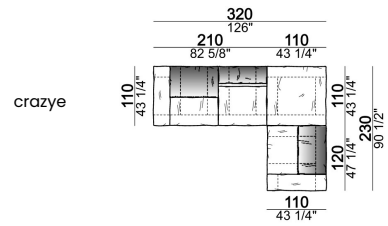
**Laterale angolare dx o sx con pouf dx o sx**



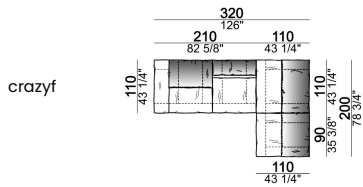
**Pouf**



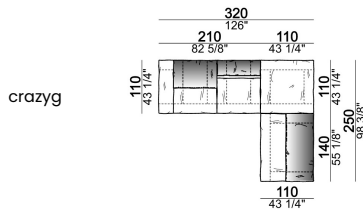
**Composizione "E" (laterale sx 210 cm + pouf 110x110 cm + laterale dx 120 cm)**



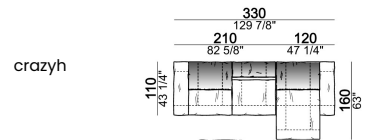
**Composizione "F" (laterale sx 210 cm + centrale 110 cm + centrale 90 cm)**



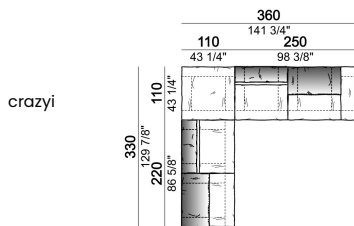
**Composizione "G" (laterale sx 210 cm + pouf 110x110 cm + centrale 140 cm)**



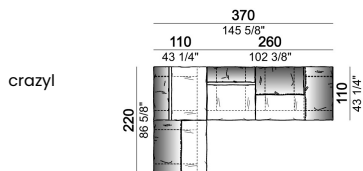
**Composizione "H" (laterale sx 210 cm + chaise longue dx 120x160 cm)**



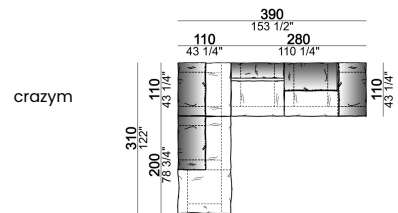
**Composizione "I" (centrale 220 cm + pouf 110x110 cm + laterale dx 250 cm)**



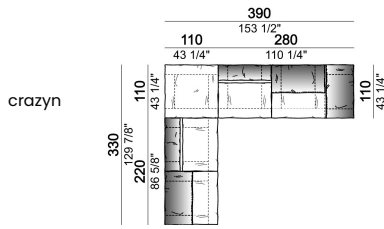
**Composizione "L" (centrale 220 cm + laterale angolare dx 260 cm)**



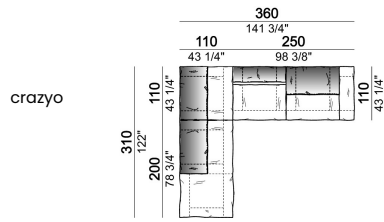
**Composizione "M" (centrale 200 cm con pouf sx + centrale 110 cm + laterale angolare dx 280 cm)**



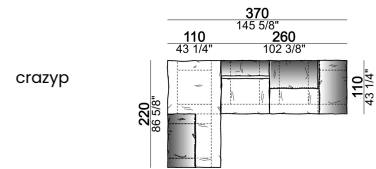
**Composizione "N" (centrale 220 cm + pouf 110x110 cm + laterale angolare dx 280 cm)**



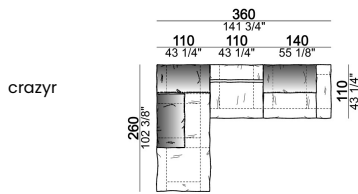
**Composizione "O" (centrale 200 cm con pouf sx + centrale 110 cm + laterale dx 250 cm)**



**Composizione "P" (centrale 220 cm con pouf dx + laterale angolare dx 260 cm)**



**Composizione "R" (laterale angolare dx 260 cm con pouf sx + elemento centrale fisso 110 cm + laterale dx 140 cm).**



**Composizione "S" (elemento centrale fisso 220 cm + laterale angolare dx 260 cm).**

