

Molteni & C

BREEZE — MATTEO NUNZIATI 2014

1—
2



Breeze, a compact sofa with an eye-catching line, an appropriate choice to furnish either small city homes or imposing public spaces such as lobbies of big international hotels. The construction choices have a recognisable image. The feet have essential but strong lines. There is a continuous seat without cushions with a sinuous and comfortable armrest.

FEATURES

Matteo Nunziati presents “Breeze”, a program of essential sofas with a very original appearance. The surprising balance of the elements arises from the reduction of all superfluous elements and the proportioned construction of the individual components: the minimalist feet have a sharp but discreet shape, the seat is continuous without cushions, and the armrests are slinky and cozy. The seat, in polyurethane foam in different thicknesses, is integrated into the structure. The down backrests (CU/50) can be positioned as desired.

DATASHEET

REGISTERED
DESIGN

VII.2016

molteni.it

Dimensions in millimeters and inches. The right to discontinue and make changes is reserved. This information is based on the latest product information available at the time of printing.

FINISHES

COVERS

fabric - leather, completely removable.

Available in fire-resistant version (TB117 and BS5852).

FEET FINISHES

shiny chrome - black chrome

Molteni & C

TECHNICAL INFORMATION

STRUCTURE

Internal structure is a solid firwood (Picea abies) frame and chipboard, with elastic straps. Padding in variable density highresistance foam polyurethane. Light velvet cover.

FEET

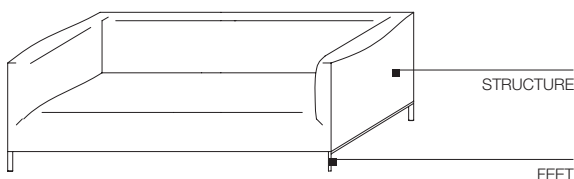
Shiny chrome steel, black chrome or painted pewter colour with plastic stand.

ADDITIONAL CUSHIONS

Polyester fibre and sterilized feathers. 100% cotton cover.

REMOVABLE OUTER COVERS

(See attached card, specific for each cover).

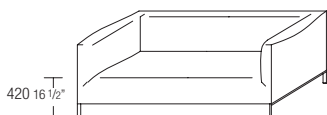


ADDITIONAL CUSHIONS

DIMENSIONS

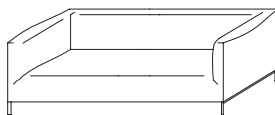
sofa

W 1830 D 880 H 670
W 72" D 34 5/8" H 26 3/8"




DB180

W 2130 D 880 H 670
W 83 7/8" D 34 5/8" H 26 3/8"



DB210

W 2430 D 880 H 670
W 89 5/8" D 34 5/8" H 26 3/8"



DB240

single cushion

W 500 H 500
W 19 3/4" H 19 3/4"



CU/50

pair of additional cushions

W 500 H 500
W 19 3/4" H 19 3/4"



CCQ/50

DATASHEET

REGISTERED
DESIGN

VII.2016