

## HOLIDAY — FERRUCCIO LAVIANI 2013

1—  
5



Ferruccio Laviani proposes a new concept sofa: narrative, evocative, less basic, more decorative, based on emotional comfort. Holiday features a wrap-around back against which the cushions are arranged, a light frame, chic, comfy, characterful seats, sartorial techniques for the details, and a host of different fabrics and leathers.

### FEATURES

Modular sofa with a thin structure that accommodates soft seat and backrest cushions, made with mixtures of natural and innovative materials. The steel feet are available in shiny chrome, black chrome or pewter colour finish, to be specified when ordering. All elements can be used individually.

DATASHEET

REGISTERED  
DESIGN

VII.2016

**molteni.it**

Dimensions in millimeters and inches. The right to discontinue and make changes is reserved. This information is based on the latest product information available at the time of printing.

## FINISHES

### COVERS

fabric - leather, completely removable.

Available in fire-resistant version (TB117 and BS5852).

### FEET FINISHES

shiny chrome - black chrome - pewter colour

# Molteni & C

## TECHNICAL INFORMATION

### STRUCTURE INTERIOR

Frame made of solid fir (Picea abies) and chipboard, with elastic straps.

### STRUCTURE PADDING

High capacity variable density foam polyurethane. Light velvet cover.

### SEAT CUSHIONS

Insert in shaped polyurethane and sterilised feathers. 100% cotton cover.

### BACK CUSHIONS

Mixture of unravelled corn fibre and polyester fibre obtained from regenerated materials (solutex) with 100% cotton cover with compartments.

### HEADREST

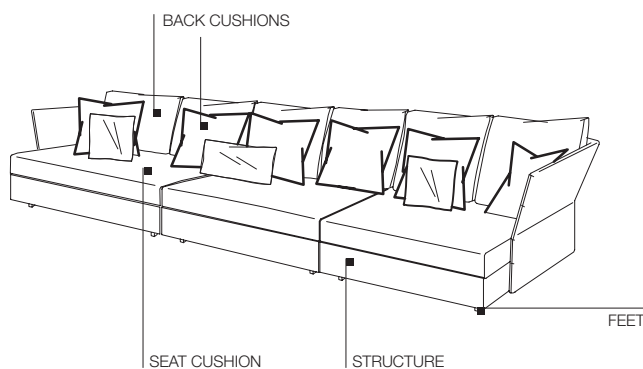
Plastic material inside with technical fabric cover (non-removable).

### FEET

Chrome plated or painted steel, with non slip plastic floor rests.

### REMOVABLE OUTER COVERS

(See attached card, specific for each cover).



## DATASHEET

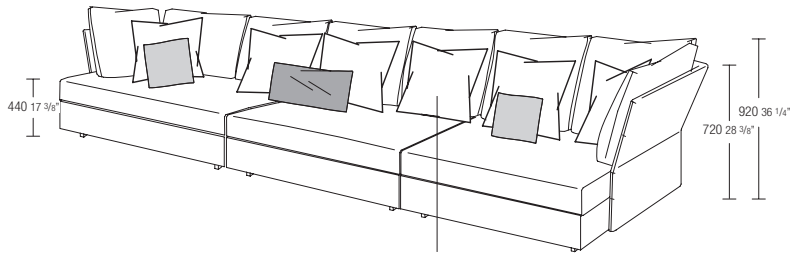
REGISTERED  
DESIGN

VII.2016

**DIMENSIONS**



**Molteni & C**



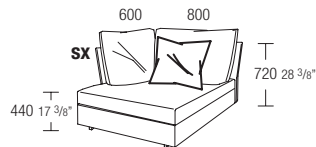
the 500x500 (CS48) backrest cushion can be made in a category or colour different from the other parts of the element. If a different category is used, the pertinent price difference will be calculated

3—  
5

**end element**

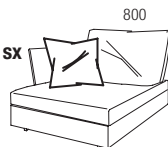
W 980 D 960 H 920  
W 38 5/8" D 37 3/4" H 36 1/4"

**backrest variant A**



**TE98A dx - sx**

**backrest variant B**

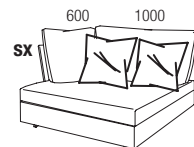


**TE98B dx - sx**

**end element**

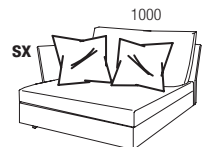
W 1180 D 960 H 920  
W 46 1/2" D 37 3/4" H 36 1/4"

**backrest variant A**



**TE118A dx - sx**

**backrest variant B**

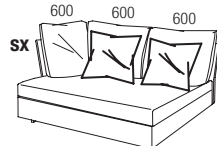


**TE118B dx - sx**

**end element**

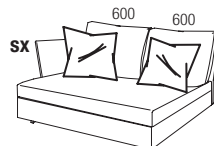
W 1380 D 960 H 920  
W 54 3/8" D 37 3/4" H 36 1/4"

**backrest variant A**



**TE138A dx - sx**

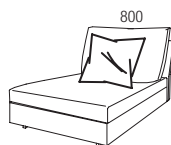
**backrest variant B**



**TE138B dx - sx**

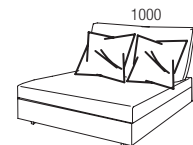
**central element**

W 800 D 960 H 920  
W 31 1/2" D 37 3/4" H 36 1/4"



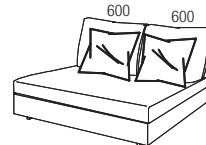
**CE80**

W 1000 D 960 H 920  
W 39 3/8" D 37 3/4" H 36 1/4"



**CE100**

W 1200 D 960 H 920  
W 47 1/4" D 37 3/4" H 36 1/4"



**CE120**

**DATASHEET**

REGISTERED  
DESIGN

VII.2016

**molteni.it**

Dimensions in millimeters and inches. The right to discontinue and make changes is reserved. This information is based on the latest product information available at the time of printing.

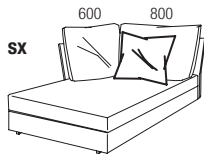
**DIMENSIONS**

**chaise longue**

W 980 D 1460 H 920

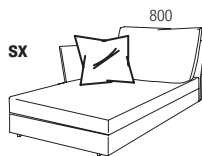
W 38 5/8" D 57 1/2" H 36 1/4"

**backrest variant A**



CL98A dx - sx

**backrest variant B**



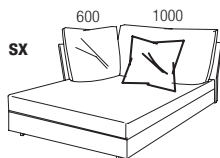
CL98B dx - sx

**chaise longue**

W 1180 D 1460 H 920

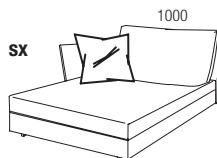
W 46 1/2" D 57 1/2" H 36 1/4"

**backrest variant A**



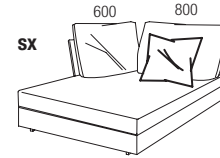
CL118A dx - sx

**backrest variant B**



CL118B dx - sx

**backrest variant C**

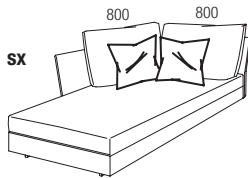


CL118C dx - sx

**chaise longue**

W 980 D 1900 H 920

W 38 5/8" D 74 3/4" H 36 1/4"



CL190 dx - sx

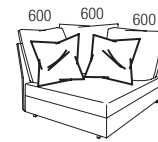
**corner elements**

W 960 D 960 H 920

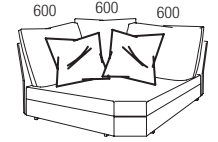
W 37 3/4" D 37 3/4" H 36 1/4"

W 1160 D 1160 H 920

W 45 5/8" D 45 5/8" H 36 1/4"



AN96

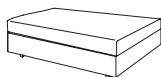


AN116

**pouf**

W 1000 D 700 H 440

W 39 3/8" D 27 1/2" H 17 3/8"



PF10/70

W 800 D 890 H 440

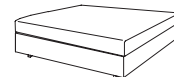
W 31 1/2" D 35" H 17 3/8"



PF8/89

W 1000 D 890 H 440

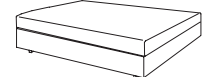
W 39 3/8" D 35" H 17 3/8"



PF10/89

W 1200 D 890 H 440

W 47 1/4" D 35" H 17 3/8"



PF12/89

**back rest cushion**

500x500

19 5/8" x 19 5/8"



CS48

**additional cushion**

W 400 H 400

W 15 3/4" H 15 3/4"



CU40/40

W 500 H 400

W 19 5/8" H 15 3/4"



CU50/40

**headrest**

W 500

W 19 5/8"



PT1

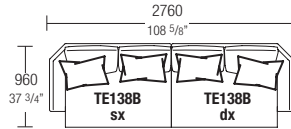
**DATASHEET**

REGISTERED  
DESIGN

VII.2016

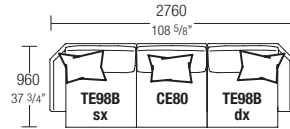
**SAMPLE COMPOSITIONS**

**composition 1**  
end element TE138B sx  
end element TE138B dx



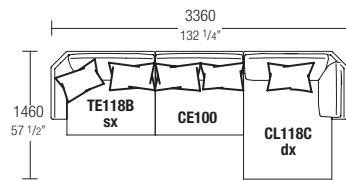
**C01**

**composition 2**  
end element TE98B sx  
central element CE80  
end element TE98B dx



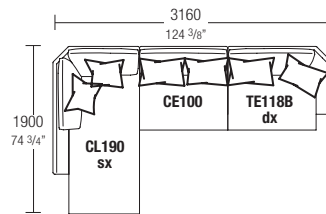
**C02**

**composition 3**  
end element TE118B sx  
central element CE100  
chaise longue CL118C dx



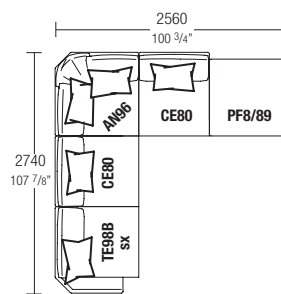
**C03**

**composition 4**  
chaise longue CL190 sx  
central element CE100  
end element TE118B dx



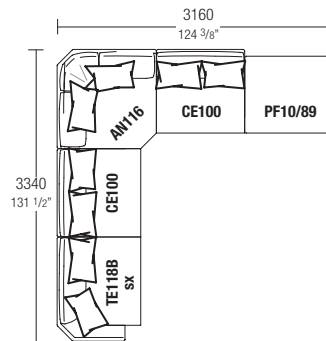
**C04**

**composition 5**  
end element TE98B sx  
n. 2 central elements CE80  
corner element AN96  
pouf PF8/89



**C05**

**composition 6**  
end element TE118B sx  
n. 2 central elements CE100  
corner element AN116  
pouf PF10/89



**C06**

**Molteni & C**

5—  
5

**DATASHEET**

REGISTERED  
DESIGN

VII.2016

**molteni.it**

Dimensions in millimeters and inches. The right to discontinue and make changes is reserved. This information is based on the latest product information available at the time of printing.