

Molteni & C

OZ — NICOLA GALLIZIA 2011

1—
3



Oz, a product that from “sofa” is easily converted into a comfortable bed. A newly developed mechanism opens a 200cm bed base. The transition from one function to the other entails extraction of the bed base and “magical” disappearance of the lateral armrests under the frame, converting the sofa into a real bed made only of the headrest and back. The back too has three positions to allow correct use for the chosen function.

DATASHEET

REGISTERED
DESIGN

VII.2016

molteni.it

Dimensions in millimeters and inches. The right to discontinue and make changes is reserved. This information is based on the latest product information available at the time of printing.

FINISHES

COVERS

fabric - leather, completely removable.

Oz can only be produced in the fabric range indicated in the combination table.

Available in fire-resistant version (TB117 and BS5852).

TECHNICAL INFORMATION

SOFA BED STRUCTURE

Painted steel with pivot movement and gas springs.

BACK AND ARMREST STRUCTURE

Frame made of solid fir (Picea abies) and chipboard.

STRUCTURE PADDING

High capacity variable density foam polyurethane. Light velvet cover.

FEET

Painted steel with plastic wheels on the front section.

MATTRESS/SEAT

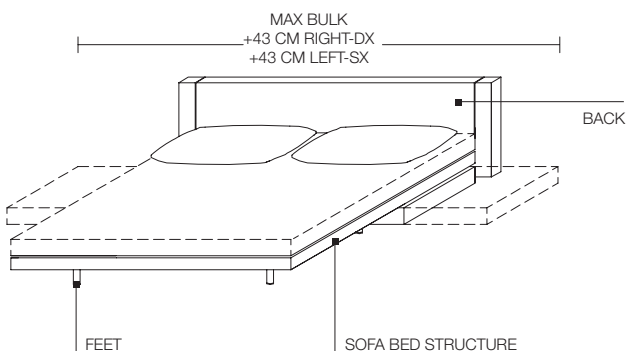
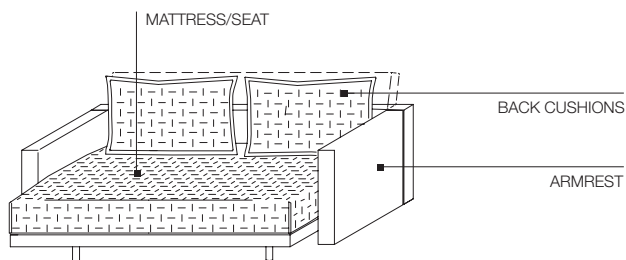
Polyurethane of different densities and non-allergic polyester fibre. 100% cotton cover.

BACK CUSHIONS

Down and polyester-filled compartments. 100% cotton cover.

REMOVABLE OUTER COVERS

(See attached card, specific for each cover).



DATASHEET

REGISTERED
DESIGN

VII.2016


DIMENSIONS

sofa-bed

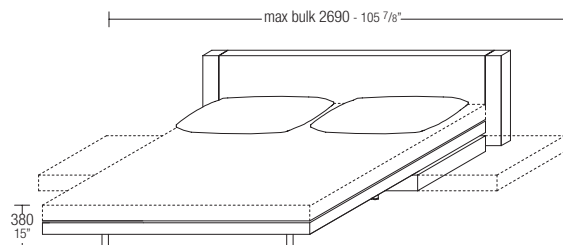
sofa version W 1830 D 1150 H 670/900 W 72" D 45 1/4" H 26 3/8"/35 3/8"

bed version W 1830 D 2060 H 670 W 72" D 81 1/8" H 26 3/8"

mattress W 1600 D 2000 H 110 W 62" D 78 3/4" H 4 3/8"



OD L180

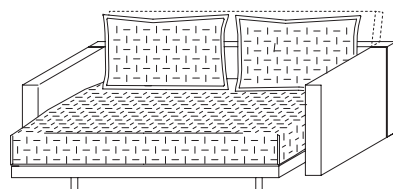


sofa-bed

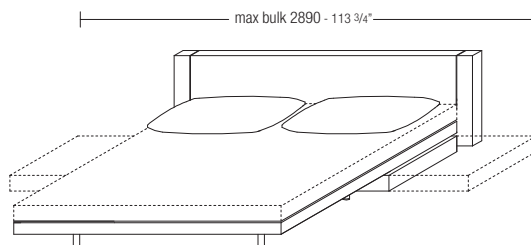
sofa version W 2030 D 1150 H 670/900 W 79 7/8" D 45 1/4" H 26 3/8"/35 3/8"

bed version W 2030 D 2060 H 670 W 79 7/8" D 81 1/8" H 26 3/8"

mattress W 1800 D 2000 H 110 W 70 7/8" D 78 3/4" H 4 3/8"



OD L200




additional cushions

1 quilted side

single cushion

W 800 H 800

W 31 1/2" H 31 1/2"



OCU80/80

single cushion

W 650 H 650

W 25 5/8" H 25 5/8"

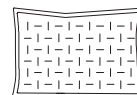


OCU60/60

single cushion (pillow)

W 800 H 550

W 31 1/2" H 21 5/8"



OCU70/40