

Molteni & C

PORTFOLIO — FERRUCCIO LAVIANI 2011

1—
4



A sofa with classic almost elementary shapes, in which bent and laser cut steel and structural details reveals a modern spirit. Portfolio is a system of sofas which can be modular or fixed, suitable for smaller spaces too thanks to the elements reduced depth Portfolio is also modular thanks to numerous elements.

DATASHEET

REGISTERED
DESIGN

VII.2016

molteni.it

Dimensions in millimeters and inches. The right to discontinue and make changes is reserved. This information is based on the latest product information available at the time of printing.

FINISHES

COVERS

fabric - leather, completely removable.

HIDE LEATHER FINISHES FOR ARMREST LINING ARMCHAIR PL83

natural - black - dark brown - white - ivory - dove grey
red - hazelnut - tobacco - hunter green - mud green - almond

SMALL TABLES UPPER SHELF MARBLE

white Carrara - black marquina - emperador dark

SMALL TABLES UPPER SHELF LACQUER FINISHES

in the Molteni range of matt colours

SMALL TABLES UPPER SHELF WOODEN FINISHES

eucalyptus - grey oak - light elm - dark elm

SOFAS/ARMCHAIRS FEET AND SMALL TABLES STRUCTURE FINISHES

shiny chrome - black chrome - pewter colour

Available in fire-resistant version (TB117 and BS5852).

TECHNICAL INFORMATION

STRUCTURE INTERIOR SOFAS/ARMCHAIRS

Frame made of solid fir (Picea abies) and chipboard, with elastic straps.

STRUCTURE PADDING SOFAS/ARMCHAIRS

High capacity variable density foam polyurethane. Light velvet cover.

SEAT CUSHIONS SOFAS/ARMCHAIRS

Insert in shaped polyurethane and sterilised feathers. 100% cotton cover.

BACK CUSHIONS SOFAS/ARMCHAIRS

Down and polyester-filled compartments. 100% cotton cover.

FEET SOFAS/ARMCHAIRS

Bent and laser cut steel, chrome plated or lacquered, with non slip plastic floor rests.

ARMCHAIR ARMRESTS PL83

Bent and laser cut steel, chrome plated or lacquered, with non slip plastic floor rests. Armrest linings in hide leather for fabric versions and in leather for leather versions.

REMOVABLE OUTER COVERS

(See attached card, specific for each cover).

TABLE STRUCTURE

Bent and laser cut steel, chrome plated or lacquered, with non slip plastic floor rests.

UPPER TABLE TOP IN WOOD

Chipboard panel covered with sliced Elm (Ulmus rubra), Oak (Quercus), Eucalyptus (Eucalyptus globulus) or with melamine cladding lacquered in the Molteni range colours.

UPPER TABLE TOP IN MARBLE

Marble in Range finishes with anti-stain, water-repellent treatments.

LOWER TABLE TOP

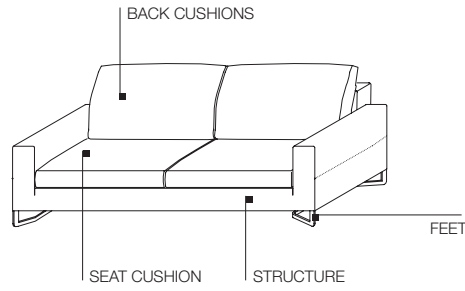
Satin steel.

DATASHEET

REGISTERED
DESIGN

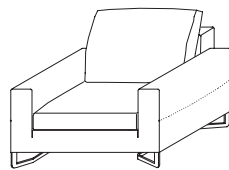
VII.2016

TECHNICAL INFORMATION

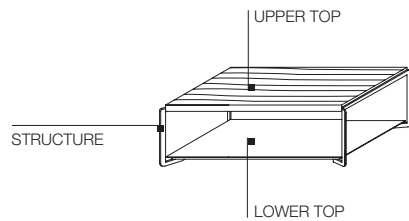
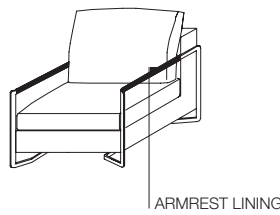


Molteni & C

ARMCHAIR PL111



ARMCHAIR PL83



3—
4

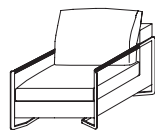
DIMENSIONS

SINGLE ELEMENTS

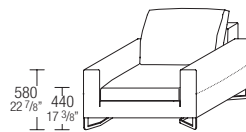
armchair

W 830 D 980 H 850
W 32 5/8" D 38 5/8" H 33 1/2"

W 1110 D 960 H 850
W 43 3/4" D 37 3/4" H 33 1/2"



PL83



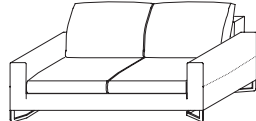
PL111

sofa

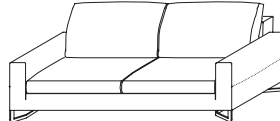
W 1870 D 960 H 850
W 73 5/8" D 37 3/4" H 33 1/2"

W 2150 D 960 H 850
W 84 5/8" D 37 3/4" H 33 1/2"

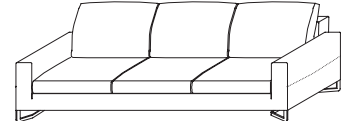
W 2630 D 960 H 850
W 103 1/2" D 37 3/4" H 33 1/2"



D187



D215

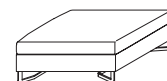


D263

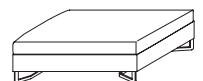
pouf

W 960 D 960 H 440
W 37 3/4" D 37 3/4" H 17 3/8"

W 1200 D 960 H 440
W 47 1/4" D 37 3/4" H 17 3/8"



PF96



PF120

DATASHEET

REGISTERED
DESIGN

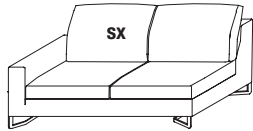
VII.2016

DIMENSIONS

MODULAR ELEMENTS

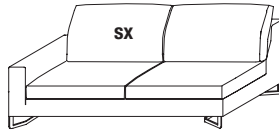
end element

W 1700 D 960 H 850
W 66 7/8" D 37 3/4" H 33 1/2"



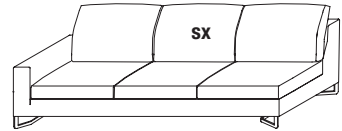
T170 dx-sx

W 1980 D 960 H 850
W 77" D 37 3/4" H 33 1/2"



T198 dx-sx

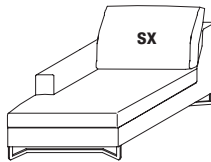
W 2460 D 960 H 850
W 96 7/8" D 37 3/4" H 33 1/2"



T246 dx-sx

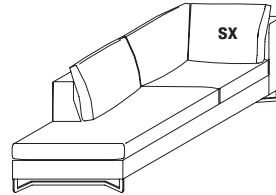
chaise longue

W 940 D 1420 H 850
W 37" D 55 7/8" H 33 1/2"



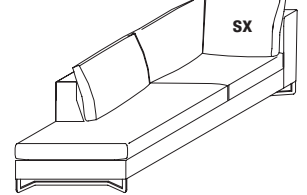
CLB94 dx-sx

W 960 D 2300 H 850
W 37 3/4" D 90 1/2" H 33 1/2"



CL230 dx-sx

W 960 D 2580 H 850
W 37 3/4" D 101 5/8" H 33 1/2"



CL258 dx-sx

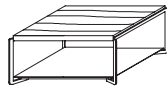
SMALL TABLES AND CONSOLE TABLES

Notes

The lower shelf is always
in satin metal

small table

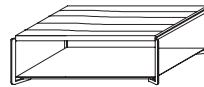
W 950 D 950 H 403
W 37 3/8" D 37 3/8" H 15 7/8"



**PTA1
upper shelf**

matt lacquer colours/woods/marble

W 1300 D 950 H 403
W 51 1/8" D 37 3/8" H 15 7/8"



**PTA2
upper shelf**

matt lacquer colours/woods/marble

W 400 D 400 H 525
W 15 3/4" D 15 3/4" H 20 5/8"

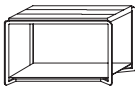


**PTA3
upper shelf**

matt lacquer colours/woods/marble

console table

W 950 D 400 H 525
W 37 3/8" D 15 3/4" H 20 5/8"



**PTC1
upper shelf**

matt lacquer colours/woods/marble

W 1300 D 400 H 525
W 51 1/8" D 15 3/4" H 20 5/8"



**PTC2
upper shelf**

matt lacquer colours/woods/marble

Molteni & C

FINISHES MOLTENI&C RANGE

IX.2016




	MATT LACQUER OPEN GRAIN LACQUER	GLOSSY LACQUER	COLOURED GLASS	ETCHED COLOURED GLASS	PLASTER LACQUERED CARTAPAGLIA LACQUERED <i>only Gliss Master</i>	STOPSOL
CHALK WHITE	•	•	•	•	•	
IVORY	•				•	
PEARL	•	•	•	•	•	
SILICA	•	•	•	•	•	
SAND	•	•	•	•	•	
PLATINUM	•	•	•	•	•	
DUNE	•	•	•	•	•	
CLAY	•	•	•	•	•	
DOLOMITE GREY	•	•	•	•	•	
RUBY	•	•	•	•	•	
CARAMEL	•	•	•	•	•	
MOKA	•	•	•	•	•	
MUSTARD	•	•	•	•	•	
CADMIUM	•	•	•	•	•	
LIGHT BLUE GREY	•	•	•	•	•	
BALTIC GREEN	•	•	•	•	•	
LEAD	•	•	•	•	•	
ANTHRACITE	•	•	•	•	•	
BLACK	•	•	•	•	•	
BRONZE				•		
GREY						•
LESSLESS RED <i>only matt lacquer</i>	•					

Molteni & C


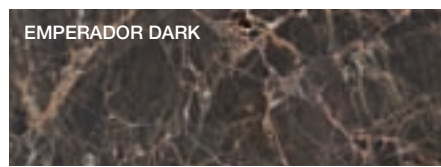
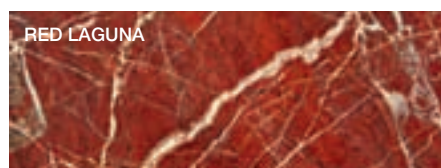

FINISHES MOLTENI&C RANGE

IX.2016



WOODS






MARBLES



GRES



METAL PARTS



DWELL
DOOR FRAME, TRACK COVERING PROFILES



The finishes shown are indicative and refer to the entire production range. We recommend that you consult the "Colour Range" samples which shown the complete range of finishes, including those not shown here. Molteni&C reserves the right to modify the range without warning.