

Molteni & C

REVERSI '14 — STUDIO HANNES WETTSTEIN 2014

1—
7



Reversi '14, designStudioHannesWettstein:StephanHuerlemann&SimonHusslein, amodular, linearsofawhich builds on previous experience in a project that keeps pace with current trends. A demand for more softness, wide armrests, and high-tech padding. The seating depth is adjustable thanks to the movement of the backrest mechanism, and allows you to create, both a workspace and a welcoming relaxing space in a single sofa.

DATASHEET

REGISTERED
DESIGN

VII.2016

molteni.it

Dimensions in millimeters and inches. The right to discontinue and make changes is reserved. This information is based on the latest product information available at the time of printing.

FINISHES

COVERS

fabric - leather, completely removable.

BASE FINISHES

shiny aluminium - black chrome - pewter colour

Available in fire-resistant version (TB117 and BS5852).

Molteni & C

TECHNICAL INFORMATION

STRUCTURE INTERIOR

Frame made of solid Fir (Picea abies) and chipboard, with elastic straps.

STRUCTURE PADDING

High capacity variable density foam polyurethane. Light velvet cover.

SEAT CUSHIONS

Insert in shaped polyurethane and sterilised feathers. 100% cotton cover.

BACK CUSHIONS

Polyester fibre, sterilised feathers. 100% cotton cover.

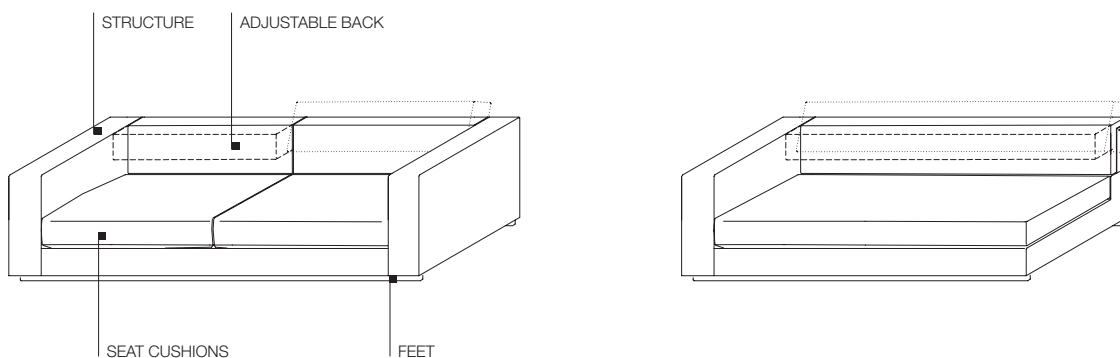
FEET

Shiny aluminium, black chrome or painted pewter colour with plastic stand.

REMOVABLE OUTER COVER

(See attached card, specifically for the cover).

2—
7



DATASHEET

REGISTERED
DESIGN

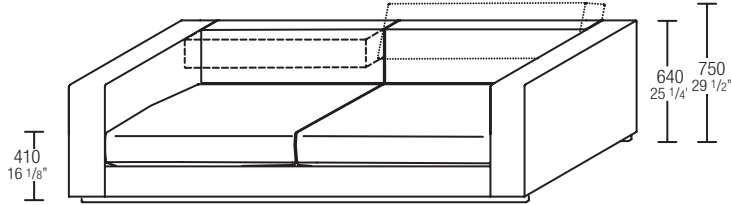
VII.2016

REVERSI '14—
STUDIO
HANNES
WETTSTEIN
2014

Molteni & C

DIMENSIONS

Sofa with 2 backrests with mechanism

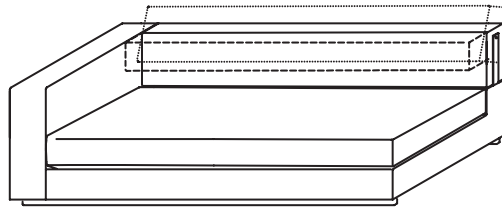


Notes

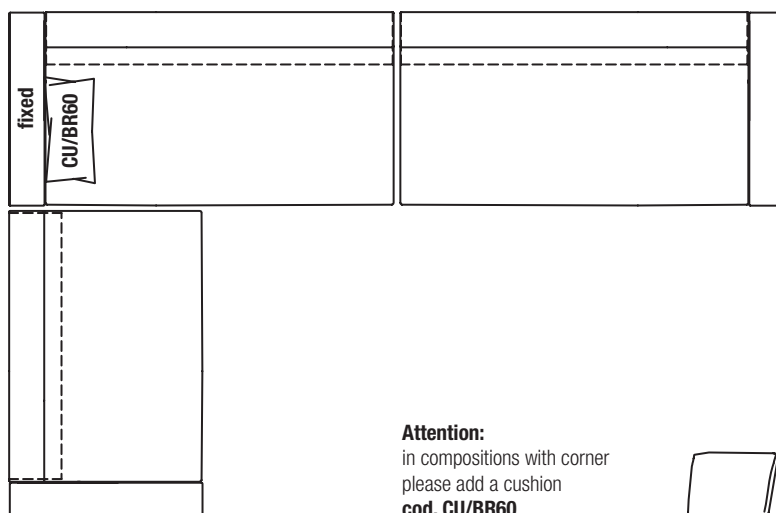
Compositions are always closed at the side with an arm

3—
7

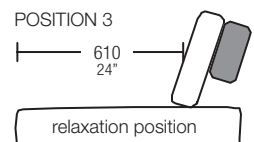
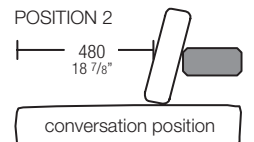
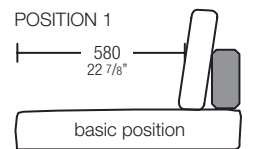
End element with 1 backrest with mechanism



Example of composition with corner



Adjustable back positions



DATASHEET

REGISTERED
DESIGN

VII.2016

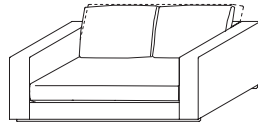
molteni.it

Dimensions in millimeters and inches. The right to discontinue and make changes is reserved. This information is based on the latest product information available at the time of printing.

DIMENSIONS

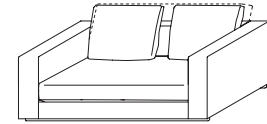
Please note
Sofas **DV180A** and
DV180B the back
structure is always
in one piece

sofa
W 1830 D 980 H 870
W 72" D 38 5/8" H 34 1/4"
with 2 back cushions W 700
sitting 1400



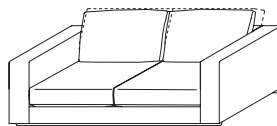
DV180A

W 1830 D 980 H 870
W 72" D 38 5/8" H 34 1/4"
with 2 back cushions W 600
sitting 1400



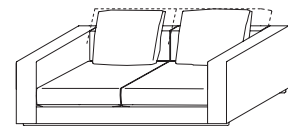
DV180B

sofa
W 2030 D 980 H 870
W 79 7/8" D 38 5/8" H 34 1/4"
with 2 back cushions W 800
sitting 1600



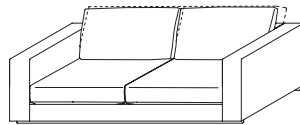
DV200A

W 2030 D 980 H 870
W 79 7/8" D 38 5/8" H 34 1/4"
with 2 back cushions W 600
sitting 1600



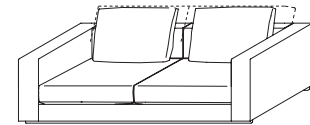
DV200B

sofa
W 2230 D 980 H 870
W 87 3/4" D 38 5/8" H 34 1/4"
with 2 back cushions W 900
sitting 1800



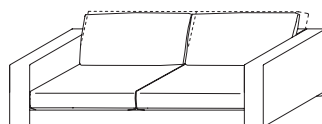
DV220A

W 2230 D 980 H 870
W 87 3/4" D 38 5/8" H 34 1/4"
with 2 back cushions W 700
sitting 1800



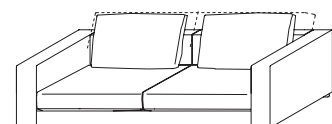
DV220B

sofa
W 2430 D 980 H 870
W 95 5/8" D 38 5/8" H 34 1/4"
with 2 back cushions W 1000
sitting 2000



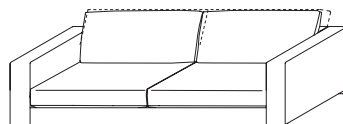
DV240A

W 2430 D 980 H 870
W 95 5/8" D 38 5/8" H 34 1/4"
with 2 back cushions W 800
sitting 2000



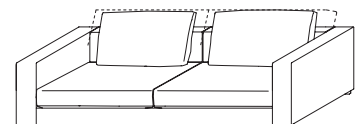
DV240B

sofa
W 2630 D 980 H 870
W 103 1/2" D 38 5/8" H 34 1/4"
with 2 back cushions W 1100
sitting 2200



DV260A

W 2630 D 980 H 870
W 103 1/2" D 38 5/8" H 34 1/4"
with 2 back cushions W 900
sitting 2200



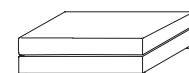
DV260B

pouf
W 980 D 980 H 410
W 38 5/8" D 38 5/8" H 16 1/8"



PF95

W 1180 D 980 H 410
W 46 1/2" D 38 5/8" H 16 1/8"



PF115

Molteni & C

4—
7

DATASHEET

REGISTERED
DESIGN

VII.2016

molteni.it

Dimensions in millimeters and inches. The right to discontinue and make changes is reserved. This information is based on the latest product information available at the time of printing.

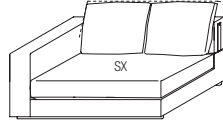
DIMENSIONS

Notes

These elements cannot be used alone

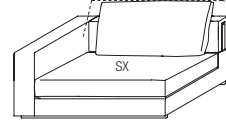
end element

W 1420 D 980 H 870
W 55 7/8" D 38 5/8" H 34 1/4"
with 2 back cushions W 600
sitting 1200



T140A dx - sx

W 1420 D 980 H 870
W 55 7/8" D 38 5/8" H 34 1/4"
with 1 back cushion W 1000
sitting 1200



T140B dx - sx

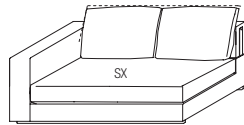
Molteni & C

Notes

These elements cannot be used alone

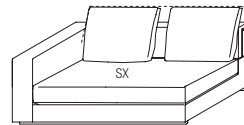
end element

W 1620 D 980 H 870
W 63 3/4" D 38 5/8" H 34 1/4"
with 2 back cushions W 700
sitting 1400



T160A dx - sx

W 1620 D 980 H 870
W 63 3/4" D 38 5/8" H 34 1/4"
with 2 back cushions W 600
sitting 1400



T160B dx - sx

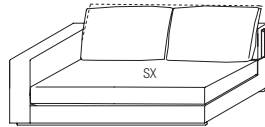
5—
7

Notes

These elements cannot be used alone

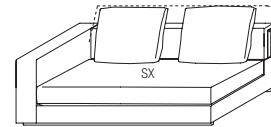
end element

W 1820 D 980 H 870
W 71 5/8" D 38 5/8" H 34 1/4"
with 2 back cushions W 800
sitting 1600



T180A dx - sx

W 1820 D 980 H 870
W 71 5/8" D 38 5/8" H 34 1/4"
with 2 back cushions W 600
sitting 1600



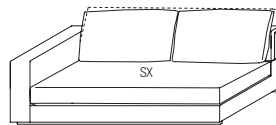
T180B dx - sx

Notes

These elements cannot be used alone

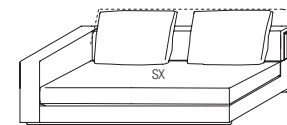
end element

W 2020 D 980 H 870
W 79 1/2" D 38 5/8" H 34 1/4"
with 2 back cushions W 900
sitting 1800



T200A dx - sx

W 2020 D 980 H 870
W 79 1/2" D 38 5/8" H 34 1/4"
with 2 back cushions W 700
sitting 1800



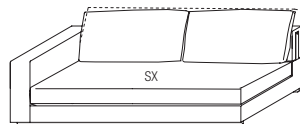
T200B dx - sx

Notes

These elements cannot be used alone

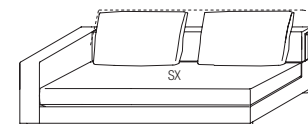
end element

W 2220 D 980 H 870
W 87 3/8" D 38 5/8" H 34 1/4"
with 2 back cushions W 1000
sitting 2000



T220A dx - sx

W 2220 D 980 H 870
W 87 3/8" D 38 5/8" H 34 1/4"
with 2 back cushions W 800
sitting 2000



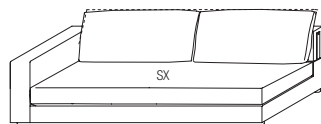
T220B dx - sx

Notes

These elements cannot be used alone

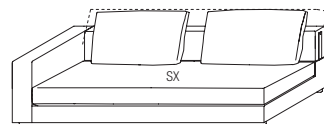
end element

W 2420 D 980 H 870
W 95 1/4" D 38 5/8" H 34 1/4"
with 2 back cushions W 1100
sitting 2200



T240A dx - sx

W 2420 D 980 H 870
W 95 1/4" D 38 5/8" H 34 1/4"
with 2 back cushions W 900
sitting 2200



T240B dx - sx

DATASHEET

REGISTERED
DESIGN

VII.2016

REVERSI '14—
STUDIO
HANNES
WETTSTEIN
2014

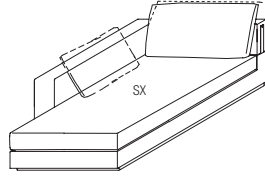
DIMENSIONS

Notes

These elements
cannot be
used alone

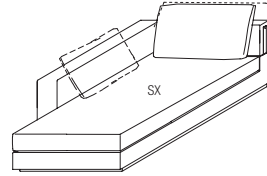
chaise longue

W 1120 D 2020 H 870
W 44 1/8" D 79 1/2" H 34 1/4"
with 1 back cushion W 900
sitting 900



CL200A dx - sx

W 1120 D 2020 H 870
W 44 1/8" D 79 1/2" H 34 1/4"
with 1 back cushion W 800
sitting 900



CL200B dx - sx

optional armrest cushion for CL200

W 800 H 600
W 31 1/2" H 23 5/8"



CU/BR80

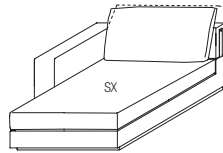
Molteni & C

Notes

These elements
cannot be
used alone

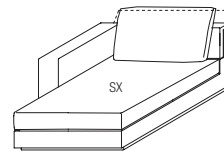
chaise longue

W 1120 D 1620 H 870
W 44 1/8" D 63 3/4" H 34 1/4"
with 1 back cushion W 900
sitting 900



CL160A dx - sx

W 1120 D 1620 H 870
W 44 1/8" D 63 3/4" H 34 1/4"
with 1 back cushion W 800
sitting 900



CL160B dx - sx

pair of additional cushions

W 500 H 500
W 19 3/4" H 19 3/4"



CCQ/50

additional cushion

W 600 H 600
W 23 5/8" H 23 5/8"



CU/60

additional cushion

W 500 H 400
W 19 3/4" H 15 3/4"



CU/50/40

additional cushion for compositions with corner

W 600 H 600
W 23 5/8" H 23 5/8"



CU/BR60

6—
7

DATASHEET

REGISTERED
DESIGN

VII.2016

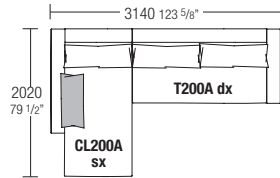
molteni.it

Dimensions in millimeters and inches. The right to discontinue and make changes is reserved. This information is based on the latest product information available at the time of printing.

SAMPLE COMPOSITIONS

composition 1

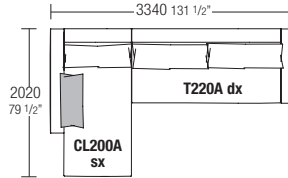
chaise longue CL200A sx
end element T200A dx
cushion CU/BR80



R4C01

composition 2

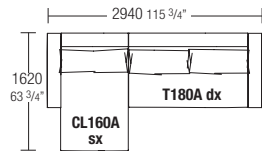
chaise longue CL200A sx
end element T220A dx
cushion CU/BR80



R4C02

composition 3

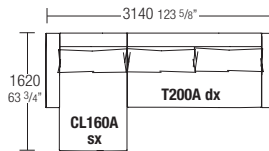
chaise longue CL160A sx
end element T180A dx



R4C03

composition 4

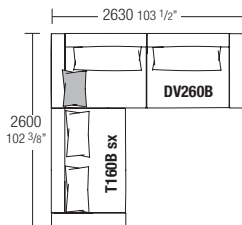
chaise longue CL160A sx
end element T200A dx



R4C04

composition 5

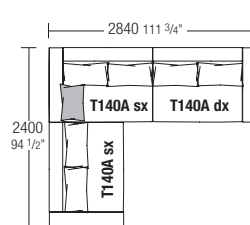
end element T160B sx
sofa DV260B
cushion CU/BR60



R4C05

composition 6

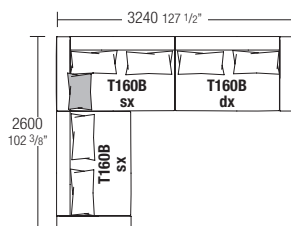
2 end elements T140A sx
end element T140A dx
cushion CU/BR60



R4C06

composition 7

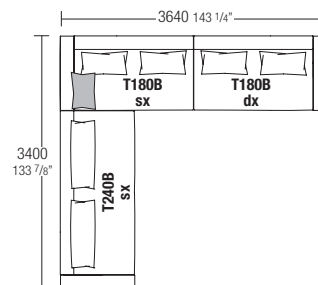
2 end elements T160B sx
end element T160B dx
cushion CU/BR60



R4C07

composition 8

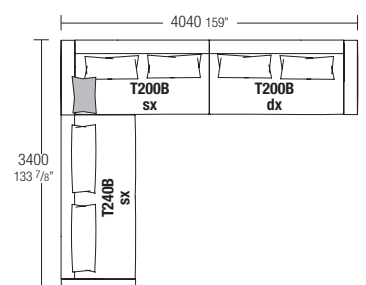
end element T240B sx
end element T180B sx
end element T180B dx
cushion CU/BR60



R4C08

composition 9

end element T240B sx
end element T200B sx
end element T200B dx
cushion CU/BR60



R4C09

DATASHEET

REGISTERED
DESIGN

VII.2016