

# Molteni & C

## STILL — FOSTER + PARTNERS 2006

1—  
2



The Foster + Partners studio designed a distinctively shaped sofa, an authentic example of architecture tailored around the exactness of the frame and based on the balance of proportions. The linear model is flanked by a curved version, with comfortable back, designed to be placed in the centre of a room.

DATASHEET

VII.2016

**molteni.it**

Dimensions in millimeters and inches. The right to discontinue and make changes is reserved. This information is based on the latest product information available at the time of printing.

## FINISHES

### COVERS

fabric - leather, completely removable.

Available in fire-resistant version (TB117 and BS5852).

### FEET/BASE FINISHES

shiny chrome - brushed silver

## TECHNICAL INFORMATION

### LOADBEARING STRUCTURE

Metal frame with elastic straps.

### LOADBEARING STRUCTURE PADDING

Flameproof flexible polyurethane (class 1IM) cold foamed in mould, fine velvet cover.

### ARM

Metal frame with polyester fibre and sterilized feather padding. 100% cotton cover.

### SEAT CUSHIONS

Shaped polyurethane insert and sterilized feathers. 100% cotton cover.

### BACK CUSHIONS

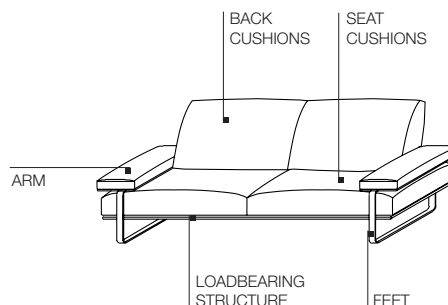
Sterilized feathers. 100% cotton cover.

### FEET

Curved steel with a chrome or brushed silver finish.

### REMOVABLE OUTER COVERS

(See attached card, specific for each cover).




## DIMENSIONS

### sofas

W 2200 D 950 H 860

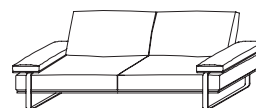
W 86 5/8" D 37 3/8" H 33 7/8"



SD220

W 2500 D 950 H 860

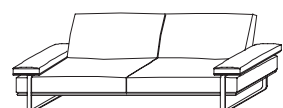
W 98 3/8" D 37 3/8" H 33 7/8"



SD250

W 2700 D 950 H 860

W 106 1/4" D 37 3/8" H 33 7/8"




SD270

### curved sofa

W 2500 D 950/1050 H 860

W 98 3/8" D 37 3/8" - 41 3/8" H 33 7/8"



SDC250

### curved sofa

W 2700 D 950/1050 H 860

W 106 1/4" D 37 3/8" - 41 3/8" H 33 7/8"



SDC270