

# Molteni & C

## CHELSEA — RODOLFO DORDONI 2014

1—  
3



The Chelsea chairs, like the armchair from the same product family, carry the essence of contemporary design and the memory of tradition. Their personality reaches toward the future, which brings with it the certainty of experience. The strong mark of the solid wood structure balances the fluid lines of the backrests blending ergonomics and elegance to create comfortable chairs. The value of handcraftsmanship is expressed in the masterful use of high quality raw materials: wood, fabric and leather. Details were designed and applied with passion and care, which underscores the versatile nature and appeal of these pieces.

#### DATASHEET

REGISTERED  
DESIGN

IV.2017

**molteni.it**

Dimensions in millimeters and inches. The right to discontinue and make changes is reserved. This information is based on the latest product information available at the time of printing

## FINISHES

### COVERS

fabric - leather, completely removable.

### WOODEN BASE FINISHES

solid wood stained:

eucalyptus - grey oak - graphite oak - black oak - light elm - dark elm

**The structure can be finished in other colours, glossy lacquers from the Molteni range, if a minimum quantity of 4 chairs is ordered and for a supplementary charge for each chair. Delivery times will be verified by the sales office at the time the order is placed.**

### GLOSSY LACQUERED FINISH

only for chairs **CSE1 - CSB1 - CSB2** in the colours:

silica - moka - black

Available in fire-resistant version (TB117 and BS5852).

## TECHNICAL INFORMATION

### STRUCTURE

In solid wood stained. Feet in plastic non slip material.

### ARMCHAIRS SEAT (CPO1-CPO2)

Metal frame with elastic straps. Flexible, cold foamed polyurethane. Velveteen resin bonded cover. Polyurethane seat cushion.

### CHAIRS AND SMALL ARMCHAIR CPO3-CPO4 SEAT

Internal structure is a solid firwood (Picea abies) frame and chipboard, with elastic straps. Padding in variable density high-resistance foam polyurethane. Light velvet cover.

### POUF SEAT

Internal structure is a chipboard. Padding in variable density high-resistance foam polyurethane. Light velvet cover.

### BACKREST (ARMCHAIRS-CHAIRS-SMALL SOFA)

Internal structure in Polimex (composite polyester/polyurethane material) covered with density high-resistance foam polyurethane. Light velvet cover.

### BENCH SEAT

Internal structure is a solid firwood (Picea abies) frame and chipboard, with elastic straps. Padding in variable density high-resistance foam polyurethane. Light velvet cover.

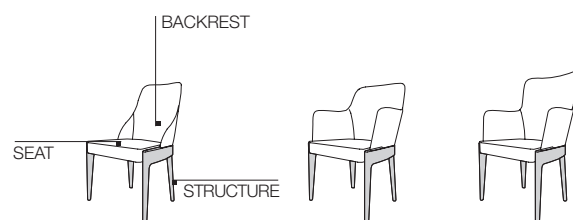
### SEAT CUSHIONS (SMALL SOFA-ARMCHAIR)

Shaped polyurethane and polyester fibre insert. 100% cotton cover.

### EXTERNAL REMOVABLE SLIPCOVERS

(See enclosed label, referring to the specific slipcover).

### CHAIRS



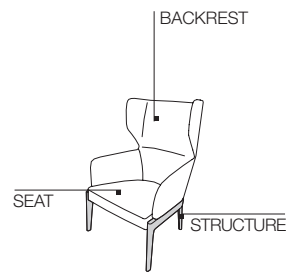
### DATASHEET

REGISTERED  
DESIGN

IV.2017

TECHNICAL INFORMATION

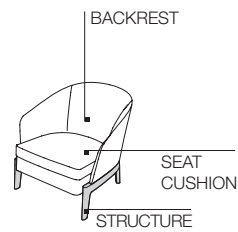
ARMCHAIRS



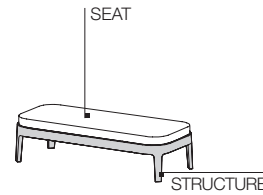
POUF



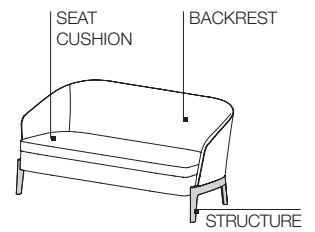
SMALL ARMCHAIRS



BENCH



SMALL SOFA



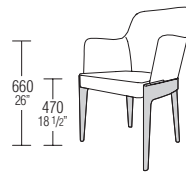
DIMENSIONS

**chair**  
W 540 D 620 H 840  
W 21 1/4" D 24 3/8" H 33 1/8"



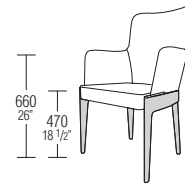
CSE1

W 620 D 620 H 840  
W 24 3/8" D 24 3/8" H 33 1/8"



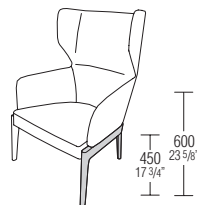
CSB1

W 620 D 620 H 940  
W 24 3/8" D 24 3/8" H 37"



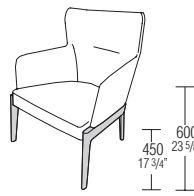
CSB2

**armchair**  
W 720 D 810 H 1050  
W 28 3/8" D 31 7/8" H 41 3/8"



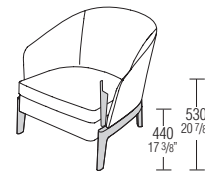
CP01

**armchair**  
W 710 D 830 H 880  
W 28" D 32 5/8" H 34 5/8"



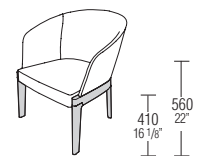
CP02

**small armchair**  
W 700 D 790 H 710  
W 27 1/2" D 31 1/8" H 28"



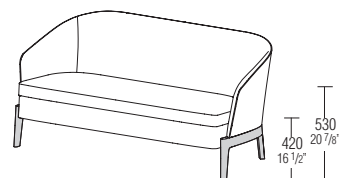
CP03

**small armchair**  
W 640 D 610 H 690  
W 25 1/4" D 24" H 27 1/8"



CP04

**small sofa**  
W 1500 D 790 H 700 - W 59" D 31 1/8" H 27 1/2"



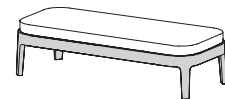
CD11

**pouf**  
W 630 D 450 H 420  
W 24 3/4" D 17 3/4" H 16 1/2"



CPF1

**bench**  
W 1400 D 450 H 370  
W 55 1/8" D 17 3/4" H 14 5/8"



CPA1