

# Molteni & C

## 45°/TAVOLINO — RON GILAD 2012

1—  
3



Ron Gilad's new collection of furnishings, Grado°, underlines the designer's interest in basic geometric shapes. 45°/tavolino. Series of small tables with extra-light transparent crystal top, available in various sizes and marked by both a monochrome finish, american walnut or black oak, and by a bi-colour finish. Complex but essential shapes, "open box" table, of which we can only see the contours, able to integrate into all furnishing solutions with character.

### FEATURES

Series of tables available in various sizes and finishes. They can have a top and a lower shelf.

#### DATASHEET

REGISTERED  
DESIGN

VII.2016

**molteni.it**

Dimensions in millimeters and inches. The right to discontinue and make changes is reserved. This information is based on the latest product information available at the time of printing.

### WOOD STRUCTURE FINISHES

American walnut + yellow, red or blue (special colours) - all in American walnut - all in black oak

### METALLIC STRUCTURE FINISHES

black chrome - pewter colour

### LOWER SHELVES FINISHES

transparent extraclear glass - smoked glass - coloured glass in the Molteni colour range - eucalyptus (only for metal structure) - marble (black marquina/emperador dark/white Carrara) Sahara noir marble

### UPPER SHELVES FINISHES

transparent extraclear glass  
smoked glass

### TECHNICAL INFORMATION

#### STRUCTURE

Extruded aluminium covered with wood veneer in Oak (*Quercus*) or American walnut (*Juglans nigra*) or anodised.

#### GLASS TOP

Tempered glass (5 mm thick) transparent extra clear, smoked, or painted in “Molteni Range” colours.

#### GLASS TOP WITH SIDES

Tempered glass thickness 5 mm transparent extra light. Gluing with UV polymerizable adhesives.

#### FEET

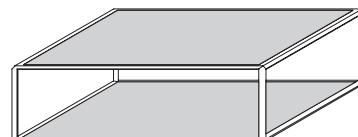
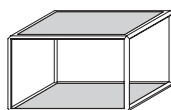
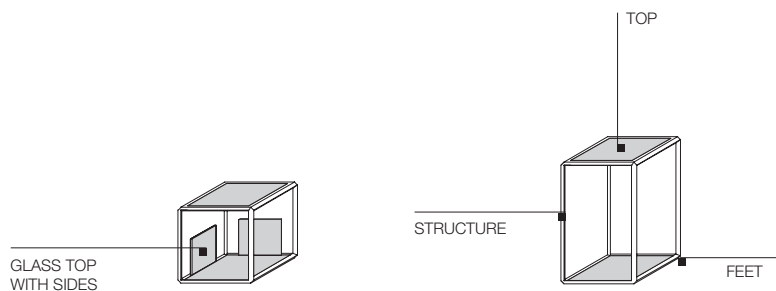
Chromed plastic element with non-slip rubber insert for floor placement.

#### MARBLE TOP

Marble in Range finishes with anti-stain, water-repellent treatments.

#### WOODEN TOP

Composite panel of MDF and sheet aluminium (1 mm thick), covered with Eucalyptus (*Eucalyptus globulus*) wood veneer.



### DATASHEET

REGISTERED  
DESIGN

VII.2016

## DIMENSIONS

### Notes

- Tables cannot be stacked and fastened together
- The upper shelf can only be in glass
- Small tables W 364 x D 364 are also available with a glass top with sides.

### floor standing small tables structure

W 364 D 364 H 370  
W 14 3/8" D 14 3/8" H 14 5/8"



GXT1

W 364 D 364 H 590  
W 14 3/8" D 14 3/8" H 23 1/4"



GXT2

W 584 D 364 H 370  
W 22" D 14 3/8" H 14 5/8"

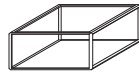


GXT3

Molteni & C

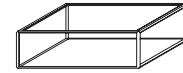
### floor standing small tables structure

W 821 D 821 H 370  
W 32 3/8" D 32 3/8" H 14 5/8"



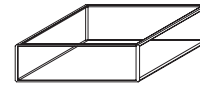
GXT4

W 1221 D 821 H 370  
W 48 1/8" D 32 3/8" H 14 5/8"



GXT6

W 1221 D 1221 H 370  
W 48 1/8" D 48 1/8" H 14 5/8"



GXT5

3—  
3

### shelves

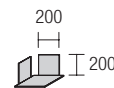
marble shelves th 15-5/8" and eucalyptus th 11-3/8" can only be used for the lower part

**for structure**  
W 364 D 364  
W 14 3/8" D 14 3/8"



GXR11

W 364 D 364  
W 14 3/8" D 14 3/8"



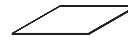
GXRF1

W 584 D 364  
W 22" D 14 3/8"



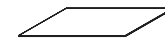
GXRI3

W 821 D 821  
W 32 3/8" D 32 3/8"



GXRI4

W 1221 D 821  
W 48 1/8" D 32 3/8"



GXRI6

W 1221 D 1221  
W 48 1/8" D 48 1/8"



GXRI5

**glass top with sides**  
(only the lower)

### Composite small tables

### floor standing small tables with shelves

W 364 D 364 H 370  
W 14 3/8" D 14 3/8" H 14 5/8"



metal structure wood structure

WGXT1

W 364 D 364 H 590  
W 14 3/8" D 14 3/8" H 23 1/4"



metal structure wood structure

WGXT2

W 584 D 364 H 370  
W 22" D 14 3/8" H 14 5/8"

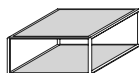


metal structure wood structure

WGXT3

### floor standing small tables with shelves

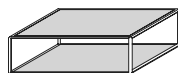
W 821 D 821 H 370  
W 32 3/8" D 32 3/8" H 14 5/8"



metal structure wood structure

WGXT4

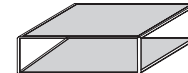
W 1221 D 821 H 370  
W 48 1/8" D 32 3/8" H 14 5/8"



metal structure wood structure

WGXT6

W 1221 D 1221 H 370  
W 48 1/8" D 48 1/8" H 14 5/8"



metal structure wood structure

WGXT5

### DATASHEET

REGISTERED  
DESIGN

VII.2016

# Molteni & C

## FINISHES MOLTENI&C RANGE

IX.2016

	MATT LACQUER OPEN GRAIN LACQUER	GLOSSY LACQUER	COLOURED GLASS	ETCHED COLOURED GLASS	PLASTER LACQUERED CARTAPAGLIA LACQUERED <i>only Gliss Master</i>	STOPSOL
CHALK WHITE	•	•	•	•	•	
IVORY	•				•	
PEARL	•	•	•	•	•	
SILICA	•	•	•	•	•	
SAND	•	•	•	•	•	
PLATINUM	•	•	•	•	•	
DUNE	•	•	•	•	•	
CLAY	•	•	•	•	•	
DOLOMITE GREY	•	•	•	•	•	
RUBY	•	•	•	•	•	
CARAMEL	•	•	•	•	•	
MOKA	•	•	•	•	•	
MUSTARD	•	•	•	•	•	
CADMIUM	•	•	•	•	•	
LIGHT BLUE GREY	•	•	•	•	•	
BALTIC GREEN	•	•	•	•	•	
LEAD	•	•	•	•	•	
ANTHRACITE	•	•	•	•	•	
BLACK	•	•	•	•	•	
BRONZE				•		
GREY						•
LESSLESS RED <i>only matt lacquer</i>	•					

# Molteni & C

## FINISHES MOLTENI&C RANGE


IX.2016

### WOODS


EUCALYPTUS



AMERICAN WALNUT



GRAPHITE OAK



GREY OAK



BLACK OAK



DARK ELM



LIGHT ELM




CEDAR

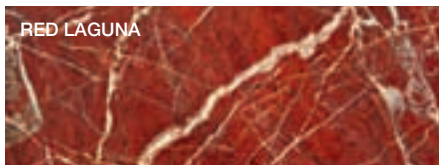


### MARBLES


WHITE CARRARA



RED LAGUNA



EMPERADOR DARK



BLACK MARQUINA




SAHARA NOIR



### GRES

WHITE



ANTHRACITE




### METAL PARTS

BLACK CHROME




SHINY ALUMINIUM



PEWTER COLOUR



COPPER




DWELL  
DOOR FRAME, TRACK COVERING PROFILES

ANODISED ALUMINIUM



BROWN ALUMINIUM



The finishes shown are indicative and refer to the entire production range. We recommend that you consult the "Colour Range" samples which shown the complete range of finishes, including those not shown here. Molteni&C reserves the right to modify the range without warning.