

Molteni & C

PORTFOLIO — FERRUCCIO LAVIANI 2011

1—
2



Complements with a characteristic structure and steel lower shelf, cut and shaped by laser with chrome or pewter finish and with tops in woods, stone or matt lacquer. They can be easily positioned to the side or behind the sofa.

FEATURES

An essential part of the armchair and sofa system, this series of small tables is distinguished by the steel profile of the frame that supports the shelves.

DATASHEET

REGISTERED
DESIGN

VII.2016

molteni.it

Dimensions in millimeters and inches. The right to discontinue and make changes is reserved. This information is based on the latest product information available at the time of printing.

FINISHES

MARBLE

white Carrara - emperador dark - black marquina

WOODS

eucalyptus - grey oak - light elm - dark elm

STRUCTURE FINISH

shiny chrome - black chrome - pewter colour

TECHNICAL INFORMATION

TABLE STRUCTURE

Bent and laser cut steel, chrome plated or lacquered, with non slip plastic floor rests.

UPPER TABLE TOP IN WOOD

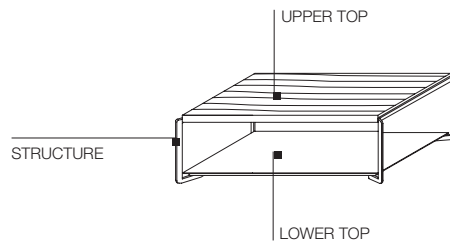
Chipboard panel covered with sliced Elm (*Ulmus rubra*), Oak (*Quercus*), Eucalyptus (*Eucalyptus globulus*) or with melamine cladding lacquered in the Molteni range colours.

UPPER TABLE TOP IN MARBLE

Marble in Range finishes with anti-stain, water-repellent treatments.

LOWER TABLE TOP

Satin steel.



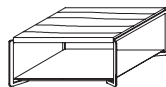
DIMENSIONS

Notes

The lower shelf is always in satin metal

small table

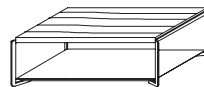
W 950 D 950 H 403
W 37 3/8" D 37 3/8" H 15 7/8"



PTA1
upper shelf

matt lacquer colours/woods/marble

W 1300 D 950 H 403
W 51 1/8" D 37 3/8" H 15 7/8"



PTA2
upper shelf

matt lacquer colours/woods/marble

W 400 D 400 H 525
W 15 3/4" D 15 3/4" H 20 5/8"

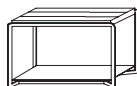


PTA3
upper shelf

matt lacquer colours/woods/marble

console table

W 950 D 400 H 525
W 37 3/8" D 15 3/4" H 20 5/8"



PTC1
upper shelf

matt lacquer colours/woods/marble

W 1300 D 400 H 525
W 51 1/8" D 15 3/4" H 20 5/8"



PTC2
upper shelf

matt lacquer colours/woods/marble

FINISHES MOLTENI&C RANGE

IX.2016

	MATT LACQUER OPEN GRAIN LACQUER	GLOSSY LACQUER	COLOURED GLASS	ETCHED COLOURED GLASS	PLASTER LACQUERED CARTAPAGLIA LACQUERED <i>only Gliss Master</i>	STOPSOL
CHALK WHITE	•	•	•	•	•	
IVORY	•				•	
PEARL	•	•	•	•	•	
SILICA	•	•	•	•	•	
SAND	•	•	•	•	•	
PLATINUM	•	•	•	•	•	
DUNE	•	•	•	•	•	
CLAY	•	•	•	•	•	
DOLOMITE GREY	•	•	•	•	•	
RUBY	•	•	•	•	•	
CARAMEL	•	•	•	•	•	
MOKA	•	•	•	•	•	
MUSTARD	•	•	•	•	•	
CADMIUM	•	•	•	•	•	
LIGHT BLUE GREY	•	•	•	•	•	
BALTIC GREEN	•	•	•	•	•	
LEAD	•	•	•	•	•	
ANTHRACITE	•	•	•	•	•	
BLACK	•	•	•	•	•	
BRONZE				•		
GREY						•
LESSLESS RED <i>only matt lacquer</i>	•					


Molteni & C

FINISHES MOLTENI&C RANGE

IX.2016

WOODS


EUCALYPTUS



AMERICAN WALNUT



GRAPHITE OAK



GREY OAK



BLACK OAK



DARK ELM



LIGHT ELM




CEDAR

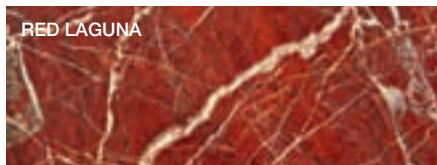


MARBLES

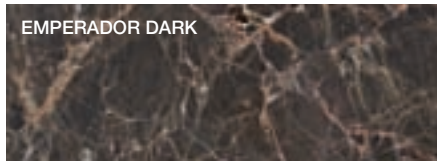
WHITE CARRARA




RED LAGUNA




EMPERADOR DARK



BLACK MARQUINA




SAHARA NOIR



GRES

WHITE



ANTHRACITE




METAL PARTS


BLACK CHROME




SHINY ALUMINIUM



PEWTER COLOUR



COPPER




DWELL
DOOR FRAME, TRACK COVERING PROFILES

ANODISED ALUMINIUM



BROWN ALUMINIUM



The finishes shown are indicative and refer to the entire production range. We recommend that you consult the "Colour Range" samples which show the complete range of finishes, including those not shown here. Molteni&C reserves the right to modify the range without warning.