

Molteni & C

TETRIS — NICOLA GALLIZIA 2015

1—
3



Tetris, evolved from the Domino series, is a new set of low tables and small consoles to be placed against a wall or a sofa. The frame features several elements of different thickness, which intersect each other to form a solid base for the tops. The latter, square or rectangular in eucalyptus or oak, or round in coloured or etched coloured glass.

FEATURES

Series of tables of various shapes, sizes and finishes. Parts in wood th mm 50 are in solid wood, and parts th mm 22 are painted in pewter colour finish.

DATASHEET

REGISTERED
DESIGN

VII.2016

molteni.it

Dimensions in millimeters and inches. The right to discontinue and make changes is reserved. This information is based on the latest product information available at the time of printing.

FINISHES

FINISHES OF WOOD PARTS

eucalyptus - grey oak - graphite oak

FINISHES OF GLASS SHELVES

glossy lacquered glass in the Molteni range of colours - etched lacquered glass in the Molteni range of colours

TECHNICAL INFORMATION

TABLE TOPS OR LEGS 50 TH.

Wooden particleboard faced with Oak (Quercus) or Eucalyptus (Eucalyptus globulus) veneer.

LEGS 22 TH.

Chipboard panel with painted melamine laminate.

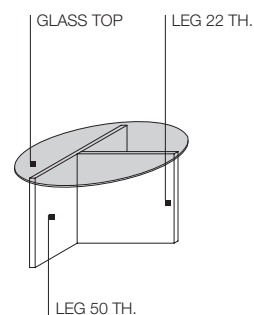
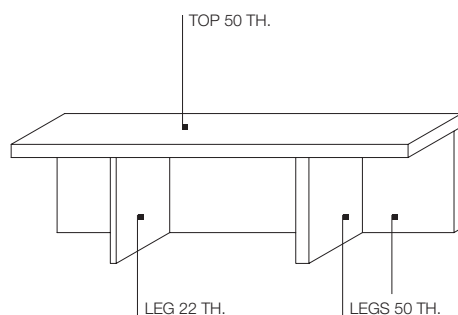
GLASS TOP

Extra clear or etched 10 mm th. glass, painted in the Range of colours.

Molteni & C

2—

3



DATASHEET

REGISTERED
DESIGN

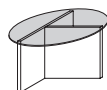
VII.2016

molteni.it

Dimensions in millimeters and inches. The right to discontinue and make changes is reserved. This information is based on the latest product information available at the time of printing.

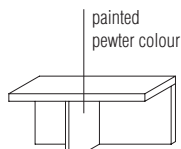
DIMENSIONS

**small table
with glass top th 10**
Ø 620 H 338
Ø 24 3/8" H 13 1/4"



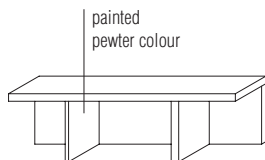
structure
painted pewter colour
TLR1

**small tables
with wood shelves**
W 900 D 350 H 433
W 35 3/8" D 13 3/4" H 17"



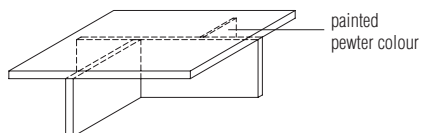
TLQ1

W 1500 D 350 H 433
W 59" D 13 3/4" H 17"



TLQ2

**small table
with wood shelf**
W 1200 D 1200 H 433
W 47 1/4" D 47 1/4" H 17"



TLQ3

DATASHEET

REGISTERED
DESIGN

VII.2016

Molteni & C

FINISHES MOLTENI&C RANGE

IX.2016




	MATT LACQUER OPEN GRAIN LACQUER	GLOSSY LACQUER	COLOURED GLASS	ETCHED COLOURED GLASS	PLASTER LACQUERED CARTAPAGLIA LACQUERED <i>only Gliss Master</i>	STOPSOL
CHALK WHITE	•	•	•	•	•	
IVORY	•				•	
PEARL	•	•	•	•	•	
SILICA	•	•	•	•	•	
SAND	•	•	•	•	•	
PLATINUM	•	•	•	•	•	
DUNE	•	•	•	•	•	
CLAY	•	•	•	•	•	
DOLOMITE GREY	•	•	•	•	•	
RUBY	•	•	•	•	•	
CARAMEL	•	•	•	•	•	
MOKA	•	•	•	•	•	
MUSTARD	•	•	•	•	•	
CADMIUM	•	•	•	•	•	
LIGHT BLUE GREY	•	•	•	•	•	
BALTIC GREEN	•	•	•	•	•	
LEAD	•	•	•	•	•	
ANTHRACITE	•	•	•	•	•	
BLACK	•	•	•	•	•	
BRONZE				•		
GREY						•
LESSLESS RED <i>only matt lacquer</i>	•					

Molteni & C



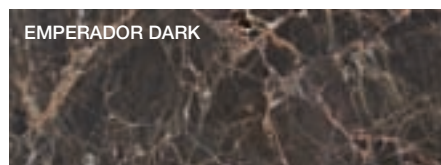
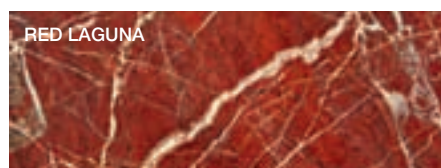

FINISHES MOLTENI&C RANGE

IX.2016



WOODS






MARBLES




GRES



METAL PARTS



DWELL
DOOR FRAME, TRACK COVERING PROFILES



The finishes shown are indicative and refer to the entire production range. We recommend that you consult the "Colour Range" samples which shown the complete range of finishes, including those not shown here. Molteni&C reserves the right to modify the range without warning.