

# Molteni & C

## DWELL — CRS 2013

1—  
3



Dwell is a system of sliding doors and partitions designed to close the Gliss Walk-In closets. The system can be used in the ceiling, wall (side), and recessed (false ceiling).

### DATASHEET

REGISTERED  
DESIGN

VII.2016

**molteni.it**

Dimensions in millimeters and inches. The right to discontinue and make changes is reserved. This information is based on the latest product information available at the time of printing.

FINISHES

Finishes

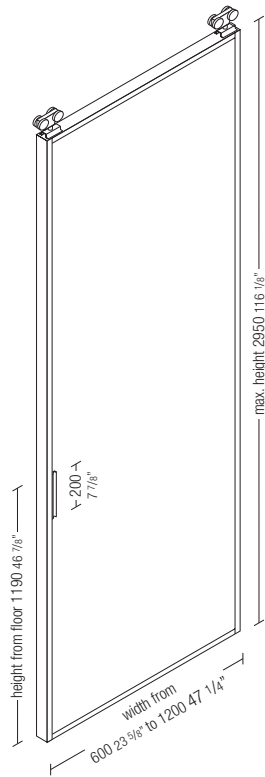
	anodised aluminium	brown aluminium	extra clear transp. glass	smoked glass	stopsol glass
components					
door or partition frame					
glass					
track					
track covering profiles					

Molteni & C

DIMENSIONS

TRACKS

2—  
3



CEILING TRACK

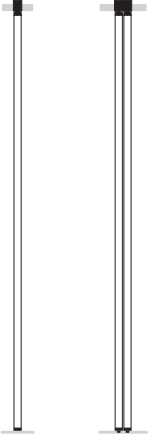
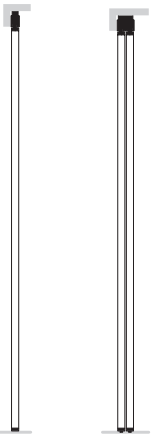
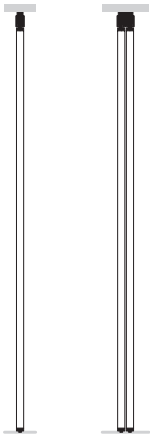
WALL TRACK

RECESSED TRACK

1 track 2 tracks

1 track 2 tracks

1 track 2 tracks



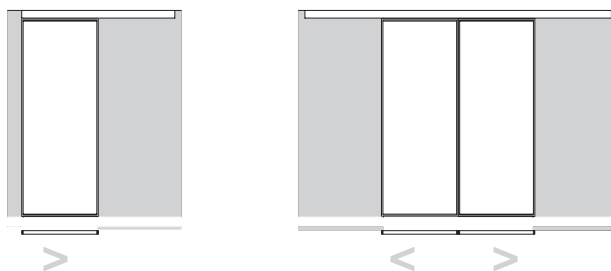
DATASHEET

REGISTERED  
DESIGN

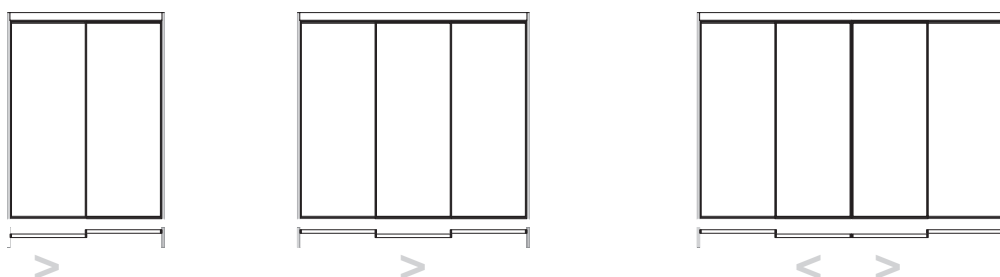
VII.2016

## COMPOSITIONS

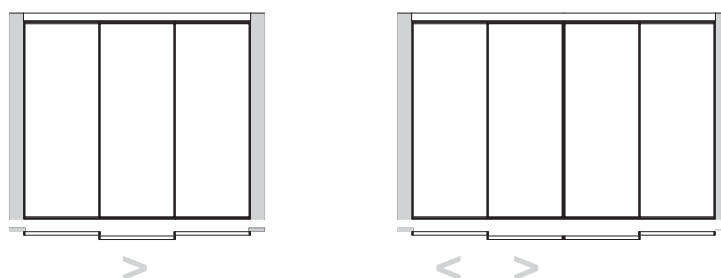
1 Track  
External



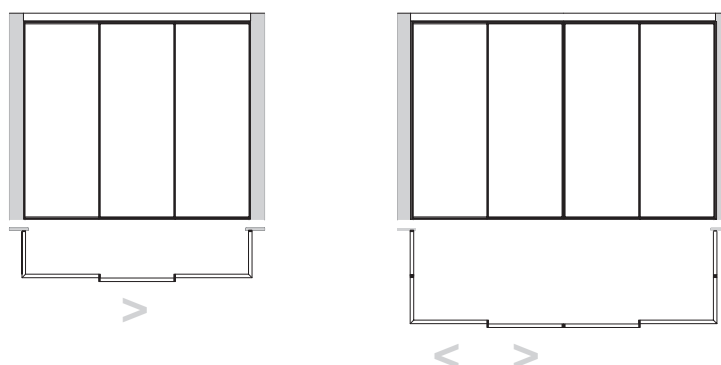
2 tracks  
Internal



2 Tracks  
External



Corner  
Solutions



Molteni & C

3—  
3

## DATASHEET

REGISTERED  
DESIGN

VII.2016

**molteni.it**

Dimensions in millimeters and inches. The right to discontinue and make changes is reserved. This information is based on the latest product information available at the time of printing.