

NICK — LUCA NICHETTO 2015

1—
3



Its striking aesthetic balance is the result of the refined and perfectly proportioned design of the individual components. Distinctive sign of the strong personality of the designer who signed it. The chrome-plated metal structural elements give the project great lightness. Contrasting stitchings on headboard and surround highlight the elegant proportions of the bed. With a broad choice of textile and leather upholstery, this is an impressive piece of furniture ripe for customization.

DATASHEET

REGISTERED
DESIGN

VII.2016

FINISHES

COVERS

fabric - leather, completely removable.

FEET FINISHES

black chrome - pewter colour

Available in fire-resistant version (TB117 and BS5852).

Molteni & C

TECHNICAL INFORMATION

HEADBOARD

Frame in solid wood from the solid Fir (Picea Abies) and chipboard panels. Padding in high-capacity, variable density polyurethane foam. Light velvet cover.

BED SURROUND

Metal frame with polyurethane foam padding. Light velvet cover.

FEET

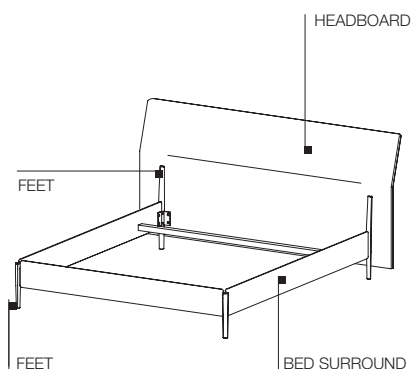
Pressure diecast aluminium with floor slides in non-slip plastic material.

REMOVABLE OUTER COVERS

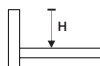
(See attached card, specific for each cover).

MATTRESS-BASE SPACER

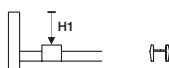
Plastic.



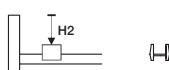
WITHOUT SPACER



WITH SPACER (1)



WITH SPACER (2)



Mattress-base height adjustment

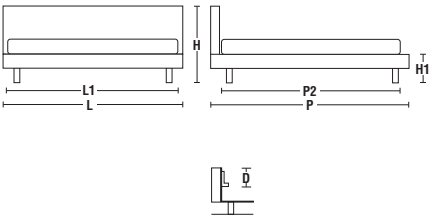
without spacer	H	100
with spacer (1)	H1	80
with spacer (2)	H2	60

DATASHEET

REGISTERED
DESIGN

VII.2016

DIMENSIONS

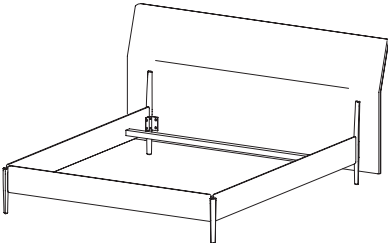


OUTER DIMENSIONS				INNER DIMENSIONS		
L Width		P	H	L1	P2	D
Bed base	Total width	Total length	Height	Width	Length	Space for insertion of the slatted base
1680 66 1/8"	2000 78 3/4"	2220 87 3/8"	1080 42 1/2"	1600 62"	2000 78 3/4"	60 2 3/8"
1780 70 1/8"	2100 82 3/4"	standard model		1700 66 7/8"	standard model	80 3 1/8"
1880 74"	2200 86 5/8"	2320 91 3/8"	H1	1800 70 7/8"	2100 82 3/4"	100 3 7/8"
KS2035 80 1/8"	KS2355 92 3/4"	on request	Bed base height	KS1955 77"	on request	
2080 81 7/8"	2355 92 3/4"	2270 89 3/8"	380 15"	2050 80 3/4"	for KS	
		for KS		2000 78 3/4"		

Depth of 2100 mm (82 3/4") (inner measurement) is also available on NLO16 - NLO17 - NLO18 - NLO20.

Slatted bases with electric movement cannot be used.

bed taking a single slatted base or 2 individual slatted bases



NLO16 NLO17 NLO18 NLOKS NLO20