

Molteni & C

STRAND — RODOLFO DORDONI 2014

1—
3



Technical, modern but familiar. Strand is a series of elegant cupboards in which high-tech solutions go hand-in-hand with attentive use of assorted materials. Among the most significant: use of eucalyptus for the structure; an innovative book-style opening system hinged on cylindrical uprights at the sides; bronze glass shelves; bases in matt or glossy lacquer, eucalyptus or coloured and etched glass; doors in matt or glossy eucalyptus and 3D glass elements that either hide or magnify contents, thanks to led lighting concealed inside.

FEATURES

Cupboard with folding opening system available in three models. The glass doors are always made with transparent wavy pressed glass. The lighting system and internal drawer are optional.

DATASHEET

REGISTERED
DESIGN

VII.2016

molteni.it

Dimensions in millimeters and inches. The right to discontinue and make changes is reserved. This information is based on the latest product information available at the time of printing.

FINISHES

STRUCTURE

eucalyptus
matt lacquers colours in the Molteni colour range
glossy lacquers colours in the Molteni colour range

WOODEN DOORS

eucalyptus
glossy eucalyptus
matt lacquers colours in the Molteni colour range
glossy lacquers colours in the Molteni colour range

UPRIGHTS/FEET/GLASS DOOR FRAME

black chrome

SHELVES

bronzed glass th mm 8

INTERNAL BASE

matt lacquers colours in the Molteni colour range
glossy lacquers colours in the Molteni colour range
eucalyptus
coloured glass in the Molteni colour range
etched coloured glass in the Molteni colour range

TECHNICAL INFORMATION

STRUCTURE, BACK, WOODEN DOOR

Honeycombed panel covered with Eucalyptus veneer (*Eucalyptus globulus*) or melamine laminate facing painted in the colours of the Molteni range.

DRAWER UNIT

Woodchip panel with Eucalyptus veneer (*Eucalyptus globulus*).

GLASS DOOR

Chromed brass section with tempered wavy pressed glass of thickness 4 mm.

STRUCTURAL BASE

Made of steel painted black with anodized aluminium track.

BASE WITH FINISH

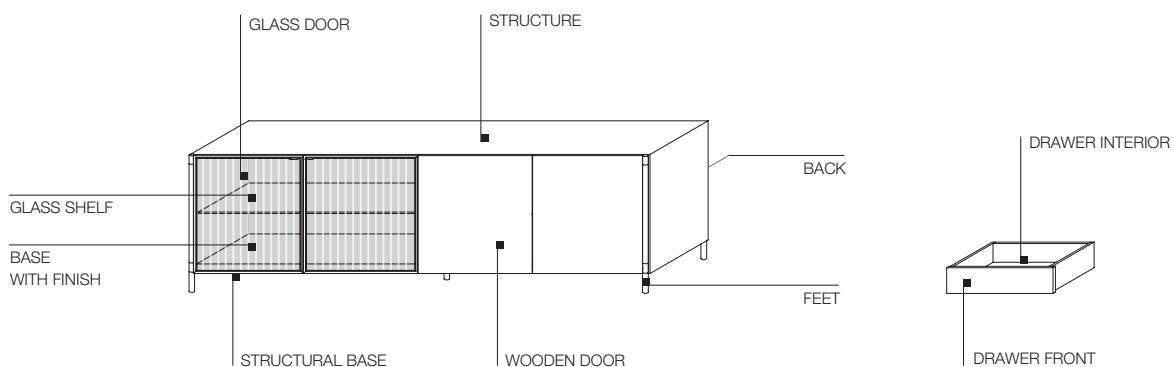
Woodchip panel covered with Eucalyptus veneer (*Eucalyptus globulus*) or melamine laminate facing painted in the colours of the Molteni range. In the glass version extra clear glass of thickness 4 mm painted in the colours of the Molteni range is applied.

GLASS SHELF

Bronzed tempered glass of thickness 8 mm.

FEET

Chromed metal adjustable feet.



DATASHEET

REGISTERED
DESIGN

VII.2016

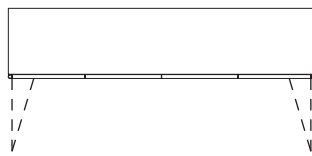
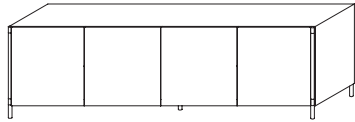
DIMENSIONS

Notes

- No reductions of any type are possible.
- Pair of bases for internal finishing compulsory to be added to the cupboard.

cupboard

W 2463 D 563 H 730
W 97" D 22 1/8" H 28 3/4"

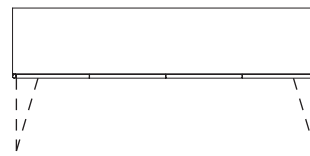
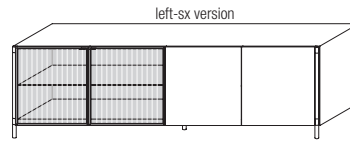


matt lacquer structure eucalyptus structure glossy lacquer structure

MSAA1

cupboard

W 2463 D 563 H 730
W 97" D 22 1/8" H 28 3/4"

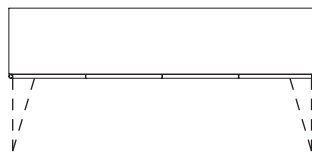
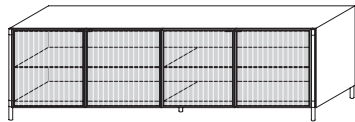


matt lacquer structure eucalyptus structure glossy lacquer structure

MSAB1 dx - sx

cupboard

W 2463 D 563 H 730
W 97" D 22 1/8" H 28 3/4"

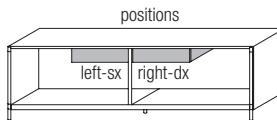


matt lacquer structure eucalyptus structure glossy lacquer structure

MSAC1

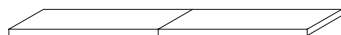
internal drawer (optional)

W 570 D 450 H 143
W 22 1/2" D 17 3/4" H 5 5/8"



CSCA1

pair of bases for internal finishing



CSBAA

lighting system with radio command module (optional)



EKI1

FINISHES MOLTENI&C RANGE

IX.2016

	MATT LACQUER OPEN GRAIN LACQUER	GLOSSY LACQUER	COLOURED GLASS	ETCHED COLOURED GLASS	PLASTER LACQUERED CARTAPAGLIA LACQUERED <i>only Gliss Master</i>	STOPSOL
CHALK WHITE	•	•	•	•	•	
IVORY	•				•	
PEARL	•	•	•	•	•	
SILICA	•	•	•	•	•	
SAND	•	•	•	•	•	
PLATINUM	•	•	•	•	•	
DUNE	•	•	•	•	•	
CLAY	•	•	•	•	•	
DOLOMITE GREY	•	•	•	•	•	
RUBY	•	•	•	•	•	
CARAMEL	•	•	•	•	•	
MOKA	•	•	•	•	•	
MUSTARD	•	•	•	•	•	
CADMIUM	•	•	•	•	•	
LIGHT BLUE GREY	•	•	•	•	•	
BALTIC GREEN	•	•	•	•	•	
LEAD	•	•	•	•	•	
ANTHRACITE	•	•	•	•	•	
BLACK	•	•	•	•	•	
BRONZE				•		
GREY						•
LESSLESS RED <i>only matt lacquer</i>	•					


Molteni & C

FINISHES MOLTENI&C RANGE

IX.2016

WOODS


EUCALYPTUS




AMERICAN WALNUT



GRAPHITE OAK



GREY OAK



BLACK OAK



DARK ELM



LIGHT ELM




CEDAR



MARBLES


WHITE CARRARA



RED LAGUNA




EMPERADOR DARK



BLACK MARQUINA




SAHARA NOIR



GRES

WHITE



ANTHRACITE




METAL PARTS


BLACK CHROME




SHINY ALUMINIUM



PEWTER COLOUR



COPPER




DWELL
DOOR FRAME, TRACK COVERING PROFILES

ANODISED ALUMINIUM



BROWN ALUMINIUM



The finishes shown are indicative and refer to the entire production range. We recommend that you consult the "Colour Range" samples which show the complete range of finishes, including those not shown here. Molteni&C reserves the right to modify the range without warning.