

Molteni & C

10°/MENSOLA — RON GILAD 2012

1—
2



Ron Gilad creates lozenge perimeter profile shelves that penetrate the wall, questioning our perception of the walls and turning them into objects to fascinate and conquer us. Shelves with lozenge perimeter profile that penetrate the wall throwing our perception of walls into doubt. MDF covered in different woods, invisible shelf support in zinc-coated metal. Available also in painted colours. It is part of the Ron Gilad Grado° furnishing collection.

FEATURES

Tapered shelves with lozenge perimeter profile.

DATASHEET

REGISTERED
DESIGN

VII.2016

molteni.it

Dimensions in millimeters and inches. The right to discontinue and make changes is reserved. This information is based on the latest product information available at the time of printing.

FINISHES

eucalyptus - grey oak - graphite oak - American walnut - matt lacquered colours in the Molteni range

TECHNICAL INFORMATION

SHELVES

MDF covered with oak (*Quercus*), American walnut (*Juglans nigra*), Eucalyptus (*Eucalyptus globulus*) or painted in colours from the Molteni range. Invisible shelf support in zinc-coated metal.

DIMENSIONS

shelf

W 1530 D 365 th 30

W 60 1/4" D 14 3/8" th 1 1/8"

Notes

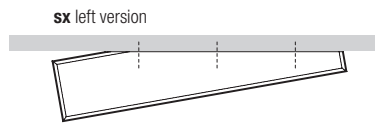
Max load 20 kg evenly distributed

Reductions

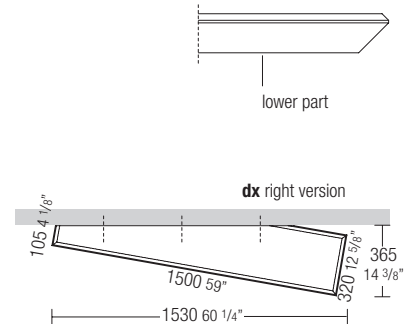
No reductions of any kind are possible



GM1503 dx - sx



sx left version



lower part

dx right version

DATASHEET

REGISTERED
DESIGN

VII.2016

Molteni & C

FINISHES MOLTENI&C RANGE

IX.2016

	MATT LACQUER OPEN GRAIN LACQUER	GLOSSY LACQUER	COLOURED GLASS	ETCHED COLOURED GLASS	PLASTER LACQUERED CARTAPAGLIA LACQUERED <i>only Gliss Master</i>	STOPSOL
CHALK WHITE	•	•	•	•	•	
IVORY	•				•	
PEARL	•	•	•	•	•	
SILICA	•	•	•	•	•	
SAND	•	•	•	•	•	
PLATINUM	•	•	•	•	•	
DUNE	•	•	•	•	•	
CLAY	•	•	•	•	•	
DOLOMITE GREY	•	•	•	•	•	
RUBY	•	•	•	•	•	
CARAMEL	•	•	•	•	•	
MOKA	•	•	•	•	•	
MUSTARD	•	•	•	•	•	
CADMIUM	•	•	•	•	•	
LIGHT BLUE GREY	•	•	•	•	•	
BALTIC GREEN	•	•	•	•	•	
LEAD	•	•	•	•	•	
ANTHRACITE	•	•	•	•	•	
BLACK	•	•	•	•	•	
BRONZE				•		
GREY						•
LESSLESS RED <i>only matt lacquer</i>	•					

Molteni & C

FINISHES MOLTENI&C RANGE


IX.2016

WOODS


EUCALYPTUS



AMERICAN WALNUT



GRAPHITE OAK



GREY OAK



BLACK OAK



DARK ELM



LIGHT ELM




CEDAR

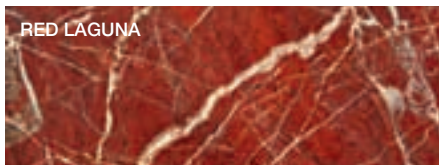


MARBLES


WHITE CARRARA




RED LAGUNA




EMPERADOR DARK



BLACK MARQUINA




SAHARA NOIR



GRES

WHITE



ANTHRACITE




METAL PARTS


BLACK CHROME




SHINY ALUMINIUM



PEWTER COLOUR



COPPER




DWELL
DOOR FRAME, TRACK COVERING PROFILES

ANODISED ALUMINIUM



BROWN ALUMINIUM



The finishes shown are indicative and refer to the entire production range. We recommend that you consult the "Colour Range" samples which show the complete range of finishes, including those not shown here. Molteni&C reserves the right to modify the range without warning.