

# Molteni & C

## SCRIBA — PATRICIA URQUIOLA 2010

1—  
3



A desk with very clean lines and a decoratively perforated top support element that conveys a sense of lightness. Wood surfaces, a practical lateral drawer, a clever book support element in painted sheet metal and a side pocket in hide leather complete the desk. The bookend support leans on the top and it can be positioned in the desired direction.

### FEATURES

Clear-cut lines for this writing desk. Top in wood, a practical side drawer, a clever bookshelf support in lacquered sheet metal and a side pouch in hide leather complete this writing desk. The pouch cannot be added later, but must be ordered along with the desk. The bookshelf support rests on the top and can therefore be positioned on the side and in the direction desired.

#### DATASHEET

REGISTERED  
DESIGN

VII.2016

**molteni.it**

Dimensions in millimeters and inches. The right to discontinue and make changes is reserved. This information is based on the latest product information available at the time of printing.

## FINISHES

### WOODEN PARTS FINISHES (TOP AND L SHAPE LEG)

American walnut - light elm - dark elm - eucalyptus - graphite oak

### FINISH OF MATT LACQUERED PARTS (FRETWORK LEG AND DRAWER BLOCK)

in the Molteni range of matt colours

### HIDE LEATHER FINISHES (SIDE POUCH)

natural - black - dark brown - white - ivory - dove grey

red - hazelnut - tobacco - hunter green - mud green - almond

# Molteni & C

## TECHNICAL INFORMATION

### FRETWORK LEG

Panel composed of a central section in phenolic HPL laminate with exterior sheet aluminium 1 mm thick painted in the colours of the "Molteni Range". Feet in plastic material.

### TOP

Honeycomb core wood panel, finished with sliced Elm (*Ulmus rubra*), American walnut (*Juglans nigra*), Oak (*Quercus*) or Eucalyptus (*Eucalyptus globulus*) veneer.

### LEG

Chipboard panel. Finished with sliced Elm, American walnut, Oak or Eucalyptus veneer. Adjustable plastic feet.

### POUCH / POUCH WITH LAMP

In vegetable tanned hide stained in the sample colours.

### BOOKSHELF SUPPORT

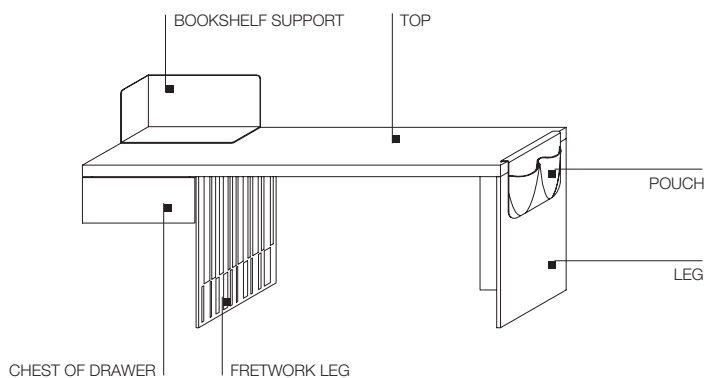
Folded sheet aluminium 1 mm thick painted in the colours of the "Molteni Range".

### CHEST OF DRAWER

Wood particleboard with melamine facing painted in the colours of the "Molteni Range".

### TRAY DRAWER

Wood particleboard with melamine facing.



## DATASHEET

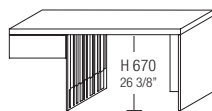
REGISTERED  
DESIGN

VII.2016

## DIMENSIONS

**writing desk** W 1500 D 500 H 718  
W 59" D 19 3/4" H 28 1/4"

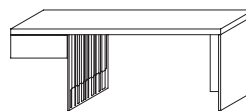
left version



SCR1 dx - sx

**writing desk** W 1840 D 500 H 718  
W 72 1/2" D 19 3/4" H 28 1/4"

left version



SCR2 dx - sx

## accessories

**pouch** W 320 H 300  
W 12 5/8" H 11 7/8"



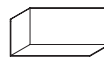
NBI1

**pouch with lamp** W 320 H 300  
W 12 5/8" H 11 7/8"



NBI2

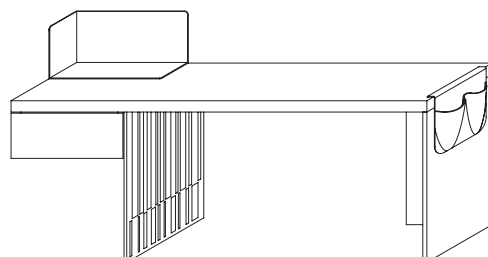
**bookshelf support** W 500 H 210 D 210  
W 59" D 8 1/4" H 8 1/4"



SRL1

## example of complete writing desk

left version



## FINISHES MOLTENI&C RANGE

IX.2016

	MATT LACQUER OPEN GRAIN LACQUER	GLOSSY LACQUER	COLOURED GLASS	ETCHED COLOURED GLASS	PLASTER LACQUERED CARTAPAGLIA LACQUERED only Gliss Master	STOPSOL
CHALK WHITE	•	•	•	•	•	
IVORY	•				•	
PEARL	•	•	•	•	•	
SILICA	•	•	•	•	•	
SAND	•	•	•	•	•	
PLATINUM	•	•	•	•	•	
DUNE	•	•	•	•	•	
CLAY	•	•	•	•	•	
DOLOMITE GREY	•	•	•	•	•	
RUBY	•	•	•	•	•	
CARAMEL	•	•	•	•	•	
MOKA	•	•	•	•	•	
MUSTARD	•	•	•	•	•	
CADMIUM	•	•	•	•	•	
LIGHT BLUE GREY	•	•	•	•	•	
BALTIC GREEN	•	•	•	•	•	
LEAD	•	•	•	•	•	
ANTHRACITE	•	•	•	•	•	
BLACK	•	•	•	•	•	
BRONZE				•		
GREY						•
LESSLESS RED	•					
only matt lacquer						


# Molteni & C

## FINISHES MOLTENI&C RANGE

IX.2016

### WOODS


EUCALYPTUS



AMERICAN WALNUT



GRAPHITE OAK



GREY OAK



BLACK OAK



DARK ELM



LIGHT ELM




CEDAR



### MARBLES


WHITE CARRARA




RED LAGUNA



EMPERADOR DARK



BLACK MARQUINA




SAHARA NOIR



### GRES

WHITE




ANTHRACITE



### METAL PARTS


BLACK CHROME




SHINY ALUMINIUM



PEWTER COLOUR

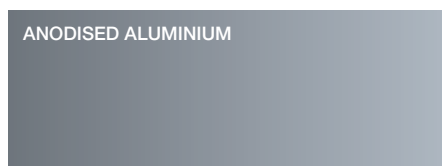


COPPER




DWELL  
DOOR FRAME, TRACK COVERING PROFILES

ANODISED ALUMINIUM



BROWN ALUMINIUM



The finishes shown are indicative and refer to the entire production range. We recommend that you consult the "Colour Range" samples which shown the complete range of finishes, including those not shown here. Molteni&C reserves the right to modify the range without warning.