

LEGER

DESIGN RODOLFO DORDONI



PIANO LAMIERA SMERIGLIATA

Struttura: in ferro pieno lavorato artigianalmente.

Piano: in lamiera smerigliata.

PIANO VETRO

Struttura: in ferro pieno lavorato artigianalmente.

Piano: in vetro Bronzo.

PIANO CUOIO

Struttura: in ferro pieno verniciata a polvere epossidica con cottura a forno (200°C) disponibile esclusivamente nel colore Nero opaco.

Piano: in cuoio Nero.

PIANO NOCE

Struttura: in ferro pieno verniciata a polvere epossidica con cottura a forno (200°C) disponibile esclusivamente nel colore Nero opaco.

Piano: impiallacciato in Noce Pedulo, finitura opaca.

LEGER BLACK-NICKEL

Struttura: in metallo, spessore 10 mm, finitura Black-Nickel. Appoggio a terra con scivolanti in nylon.

Piano:

- MDF, spessore 10 mm, rivestito in cuoio colore Testa Di Moro;
- impiallacciato rovere, spessore 10 mm, laccato colore Nero a poro aperto.

LAPPED PLATE TOP

Structure: in solid iron with artisan workmanship.

Top: in lapped plate.

GLASS TOP

Structure: in solid iron with artisan workmanship.

Top: in Bronze glass.

SADDLE-HIDE TOP

Structure: in solid iron, epoxy powder painted and passed in furnace (200°C), available in matt Black only.

Top: in Black saddle-hide.

WALNUT TOP

Structure: in solid iron, epoxy powder painted and passed in furnace (200°C), available in matt Black only.

Top: veneered in matt finished Burred Walnut.

LEGER BLACK-NICKEL

Structure: in metal, 10 mm in thickness, Black-Nickel finish. Nylon glides.

Top:

- MDF, 10 mm in thickness, covered in Dark Brown saddle-hide;
- oak-veneered, 10 mm in thickness, with open-pore Black lacquer finish.

PLATTE AUS GESCHLIFFENEM BLECH

Gestell: aus Volleisen, handwerklich verar-
beitet.

Platte: aus geschliffenem Eisenblech.

PLATTE AUS GLAS

Gestell: aus Volleisen, handwerklich ver-
arbeitet.

Platte: aus bronziertem Glas.

PLATTE AUS KERNLEDER

Gestell: aus Volleisen, im Brennofen mit Epoxyd-
pulver beschichtet (200°C). Ausschließlich in der Farbe
Mattschwarz erhältlich.

Platte: aus schwarzem Kernleder.

PLATTE AUS WALNUS

Gestell: aus Volleisen, im Brennofen mit Epoxyd-
pulver beschichtet (200°C). Ausschließlich in der Farbe
Mattschwarz erhältlich.

Platte: aus Nuss-Furnier mit Matt-
Finish.

LEGER BLACK-NICKEL

Gestell: aus Metall, Stärke 10 mm, Black-Nickel-Finish. Bodenauf-
lage aus gleitfähigem Nylon.

Platte:

- MDF, Stärke 10 mm, mit dunkelbraunem
Kernleder überzogen;
- mit Eichenfurnier, Stärke 10 mm,
offenporig Schwarz lackiert.

PLATEAU EN TÔLE POLIE À L'ÉMERI

Structure : en fer plein travaillé de façon
artisanal.

Plateau : en tôle polie à l'émeri.

PLATEAU EN VERRE

Structure : en fer plein travaillé de façon
artisanal.

Plateau : en verre Bronzé.

PLATEAU EN CUIR SELLIER

Structure : en fer plein verni avec une
poudre époxy cuite au four (200°C) di-
sponible uniquement dans le couleur
Noir mat.

Plateau : en cuir sellier Noir.

PLATEAU EN NOYER

Structure : en fer plein verni avec une
poudre époxy cuite au four (200°C) di-
sponible uniquement dans le couleur
Noir mat.

Plateau : en placage de Ronce de Noyer
mat.

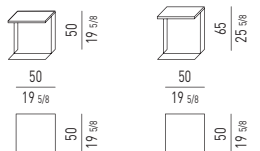
LEGER BLACK-NICKEL

Structure : en métal, épaisseur 10 mm,
finition Black-Nickel. Patins d'appui
au sol en nylon.

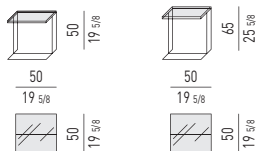
Plateau :

- MDF, épaisseur 10 mm, recouvert de
cuir sellier couleur Tête de Maure ;
- plaqué chêne, épaisseur 10 mm, laqué
à pore ouvert couleur Noir.

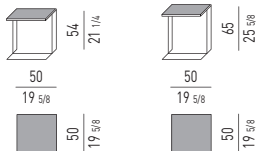
PIANO LAMIERA | LAPPED TOP



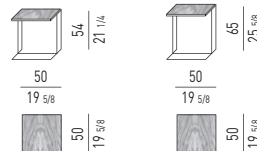
PIANO VETRO | GLASS TOP



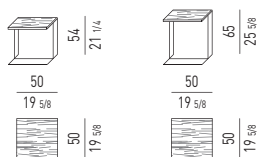
PIANO CUOIO | SADDLE-HIDE TOP



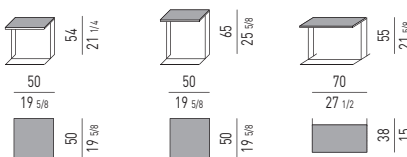
PIANO NOCE | WALNUT TOP



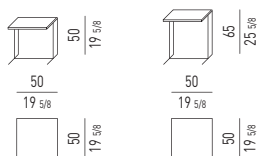
LEGER BLACK-NICKEL PIANO ROVERE | OAK TOP



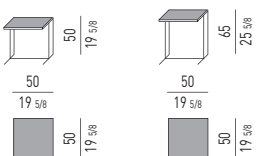
LEGER BLACK-NICKEL PIANO CUOIO | SADDLE-HIDE TOP



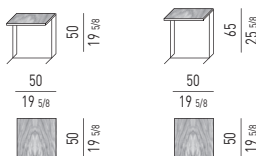
LEGER-HAMILTON PIANO LAMIERA | PLATE TOP



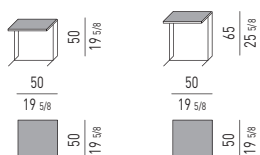
LEGER-HAMILTON PIANO CUOIO | SADDLE-HIDE TOP



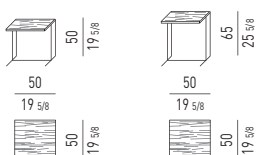
LEGER-HAMILTON PIANO NOCE | WALNUT TOP



LEGER-HAMILTON BLACK-NICKEL PIANO CUOIO | SADDLE-HIDE TOP



LEGER-HAMILTON BLACK-NICKEL PIANO ROVERE | OAK TOP



L'APPOGGIO A TERRA DI LEGER-HAMILTON È MODIFICATO RISPETTO A LEGER "ORIGINALE" PER
PERMETTERE L'INSERIMENTO DEL TAVOLINO SOTTO I DIVANI HAMILTON.

THE BASE SUPPORT OF LEGER-HAMILTON IS DIFFERENT FROM THE "ORIGINAL" LEGER IN ORDER
TO ALLOW TO INSERT THE TABLE UNDER THE SOFAS.

Minotti

VERSIONE LAMIERA SMERIGLIATA | LAPPED PLATE VERSION

FINITURA STRUTTURA
STRUCTURE FINISH

METALLO | METAL



FINITURA PIANO
TOP FINISH

METALLO | METAL



VERSIONE PIANO VETRO | GLASS TOP VERSION

FINITURA STRUTTURA
STRUCTURE FINISH

METALLO | METAL



FINITURA PIANO
TOP FINISH


VETRO | GLASS



VERSIONE PIANO CUOIO | SADDLE-HIDE TOP VERSION


FINITURA STRUTTURA
STRUCTURE FINISH

METALLO | METAL



FINITURA PIANO
TOP FINISH


CUOIO | SADDLE-HIDE



VERSIONE PIANO NOCE | WALNUT TOP VERSION

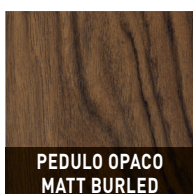
FINITURA STRUTTURA
STRUCTURE FINISH

METALLO | METAL



FINITURA PIANO
TOP FINISH

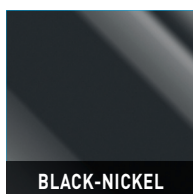
NOCE | WALNUT



LEGER BLACK-NICKEL


FINITURA STRUTTURA
STRUCTURE FINISH

METALLO | METAL



FINITURE PIANO
TOP FINISHES

CUOIO | SADDLE-HIDE



ROVERE | OAK

