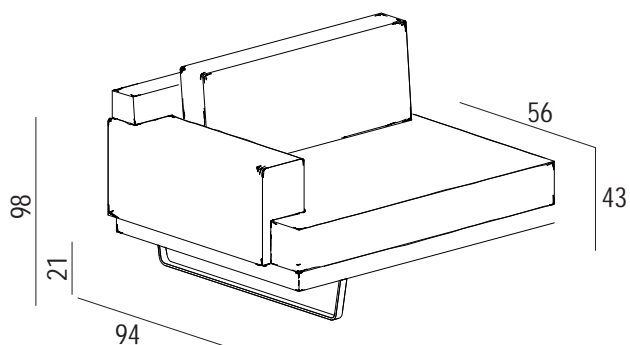


LOUIS





- IT** **STRUTTURA:** costruita in abete massello e multistrato e rivestita in poliuretano espanso. Parti secondarie e non strutturali in pannelli di fibra di legno.  
**SEDUTE:** imbottite in poliuretano espanso ad alta densità e dacron, rivestite da una fodera di piuma d'oca.  
**SCHIENALI:** imbottiti in piuma d'oca.  
**BASAMENTO:** in ferro verniciato moka.  
**SFODERABILITÀ:** sfoderabile in tessuto, parzialmente sfoderabile nella versione pelle.

- UK** **STRUCTURE:** made of solid and plywood spruce and covered with expanded polyurethane. Secondary and non-structural parts in fibreboard panels.  
**SEATS:** padded with high density expanded polyurethane foam and synthetic batting, upholstered with a goose feather cover.  
**BACKS:** padded with goose goose feather.  
**BASEMENT:** varnished metal in a moka finish.  
**REMOVABLE COVERS:** removable for fabrics, partially removable for the leather version.

# LOUIS

\* tessuto tinta unita h. 1,4 mt

\* plain colour fabric h. 1,4 mt

codice

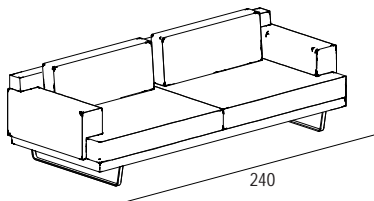
code

vol. m<sup>3</sup>

peso | weight kg

\* ml occorrenti

\* lm employed



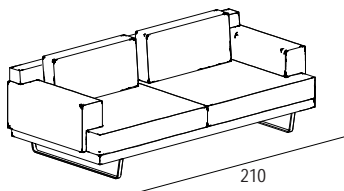
**DIVANO 3 POSTI**  
3-SEATER SOFA

**0604803**

2,21

0

15



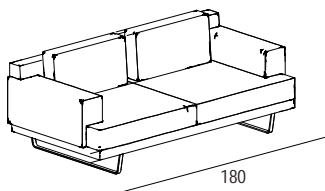
**DIVANO 2,5 POSTI**  
2,5-SEATER SOFA

**0604810**

1,94

0

13,5



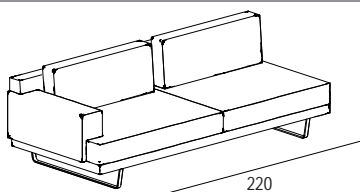
**DIVANO 2 POSTI**  
2-SEATER SOFA

**0604802**

1,66

0

13,5



SX  
LH

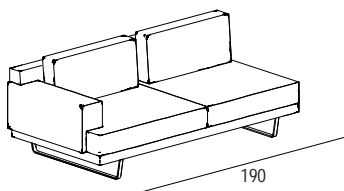
**LATERALE 3 POSTI**  
3-SEATER SIDE ELEMENT

**0604804**

2,05

0

14



SX  
LH

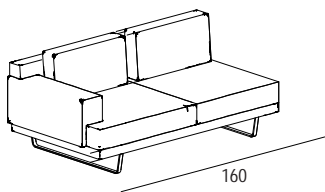
**LATERALE 2,5 POSTI**  
2,5-SEATER SIDE ELEMENT

**0604811**

1,76

0

12,5



SX  
LH

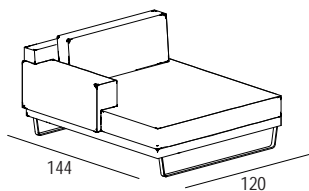
**LATERALE 2 POSTI**  
2-SEATER SIDE ELEMENT

**0604805**

1,48

0

12,5



SX  
LH

**ISOLA**  
SECTIONAL ELEMENT

**0604807**

1,70

0

7,5

**OPTIONAL**



Cuscino | Cushion  
65 x 65

**06CUSC3**

0,004

0,3

0,65

Cuscino | Cushion  
45 x 45

**06CUSC1**

0,003

0,3

0,55

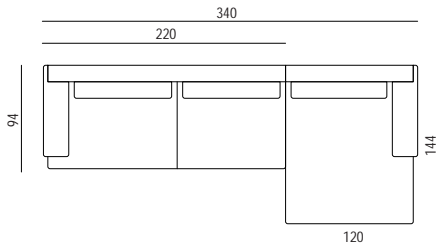
# LOUIS

\* tessuto tinta unita h. 1,4 mt  
 \* plain colour fabric h. 1,4 mt

codice  
code

vol. m<sup>3</sup>  
peso | weight kg

\* ml occorrenti  
\* lm employed



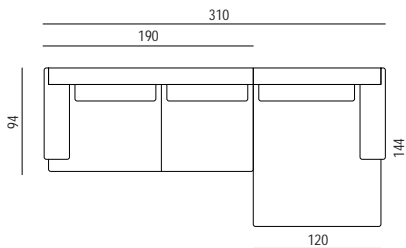
- LATERALE 3 POSTI SX
- ISOLA DX

- 3-SEATER SIDE ELEMENT - LH
- SECTIONAL ELEMENT - RH

**LOUIS 1**

3,75  
0

21,5



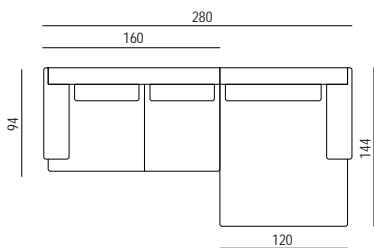
- LATERALE 2,5 POSTI SX
- ISOLA DX

- 2,5-SEATER SIDE ELEMENT - LH
- SECTIONAL ELEMENT - RH

**LOUIS 2**

3,46  
0

20



- LATERALE 2 POSTI SX
- ISOLA DX

- 2-SEATER SIDE ELEMENT - LH
- SECTIONAL ELEMENT - RH

**LOUIS 3**

3,18  
0

20