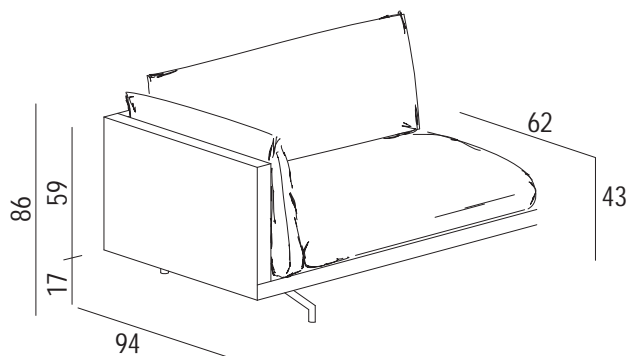


# SWING





- IT** **STRUTTURA:** costruita in abete massello e multistrato rivestita in poliuretano espanso. Parti secondarie e non strutturali in pannelli di fibra di legno.  
**SEDUTE:** anima in poliuretano espanso rivestita con materasso in piuma d'oca adeguatamente trapuntato.  
**SCHIENALI E BRACCIOLI:** anima in poliuretano espanso per sorreggere il materassino in piuma d'oca adeguatamente trapuntato  
**PIEDINI:** fusione di metallo lucido.  
**SFODERABILITÀ:** totalmente sfoderabile in tessuto, parzialmente sfoderabile nella versione pelle.

- UK** **STRUCTURE:** made of solid and plywood spruce and covered with expanded polyurethane. Secondary and non-structural parts in fibreboard panels.  
**SEATS:** core part made of expanded polyurethane, covered with a quilted mattress in goose feather.  
**BACKS AND ARMRESTS:** core part made of expanded polyurethane to support the quilted mattress in goose feather.  
**FEET:** fused glossy metal.  
**REMOVABLE COVERS:** totally removable for the fabric version, partially removable for the leather version.

# SWING

\* tessuto tinta unita h. 1,4 mt

\* plain colour fabric h. 1,4 mt

codice

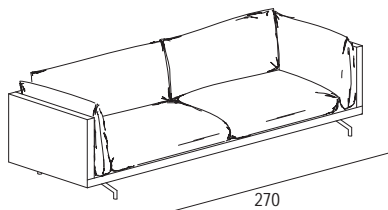
code

vol. m<sup>3</sup>

peso | weight kg

\* ml occorrenti

\* lm employed

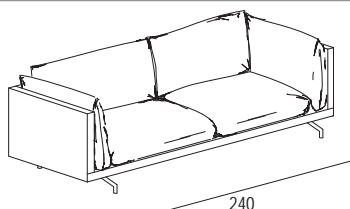


**DIVANO 3 POSTI**  
3-SEATER SOFA

**0604603**

2,18  
75

16,3

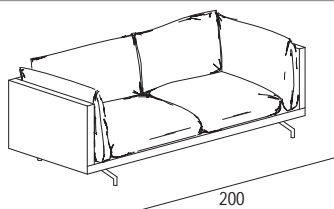


**DIVANO 2,5 POSTI**  
2,5-SEATER SOFA

**0604610**

1,94  
70

16,3

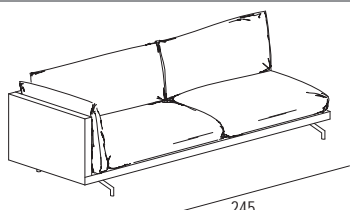


**DIVANO 2 POSTI**  
2-SEATER SOFA

**0604602**

1,62  
65

16,3



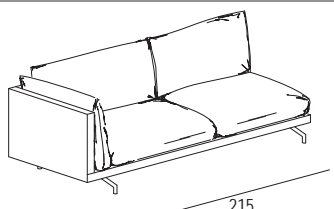
SX  
LH

**LATERALE 3 POSTI**  
3-SEATER SIDE ELEMENT

**0604604**

1,99  
70

13,4



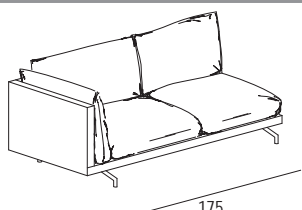
SX  
LH

**LATERALE 2,5 POSTI**  
2,5-SEATER SIDE ELEMENT

**0604611**

1,74  
65

13,4



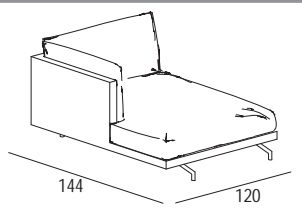
SX  
LH

**LATERALE 2 POSTI**  
2-SEATER SIDE ELEMENT

**0604605**

1,42  
60

13,4



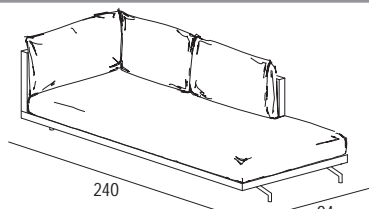
SX  
LH

**ISOLA**  
SECTIONAL ELEMENT

**0604607**

1,49  
60

10



DX  
RH

**MERIDIANA**  
CHAISE LONGUE

**0604606**

1,94  
68

16,3

# SWING

\* tessuto tinta unita h. 1,4 mt

\* plain colour fabric h. 1,4 mt

codice

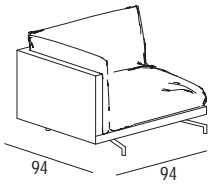
code

vol. m<sup>3</sup>

peso | weight kg

\* ml occorrenti

\* lm employed

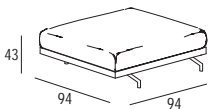


**ANGOLO**  
CORNER

**0604612**

0,76  
40

9,4



**POUF QUADRATO**  
SQUARE POUF

**0604600**

0,38  
20

3,9

**OPTIONAL**

Cuscino | Cushion  
65 x 65

**06CUSC3**

0,004  
0,3

0,65

Cuscino | Cushion  
45 x 45

**06CUSC1**

0,003  
0,3

0,55



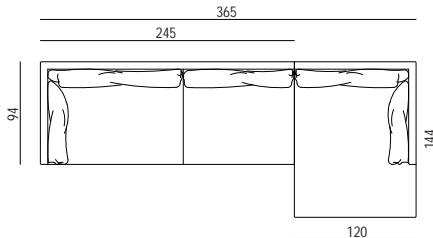
# SWING

\* tessuto tinta unita h. 1,4 mt  
 \* plain colour fabric h. 1,4 mt

codice  
code

vol. m<sup>3</sup>  
peso | weight kg

\* ml occorrenti  
\* lm employed



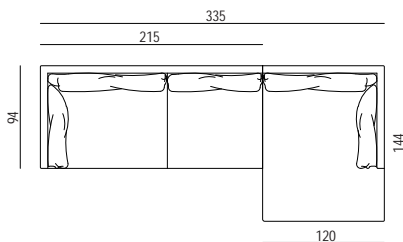
- LATERALE 3 POSTI SX
- ISOLA DX

- 3-SEATER SIDE ELEMENT - LH
- SECTIONAL ELEMENT - RH

**SWING 1**

3,48  
130

23,4



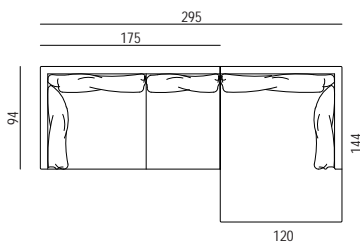
- LATERALE 2,5 POSTI SX
- ISOLA DX

- 2,5-SEATER SIDE ELEMENT - LH
- SECTIONAL ELEMENT - RH

**SWING 2**

3,23  
125

23,4



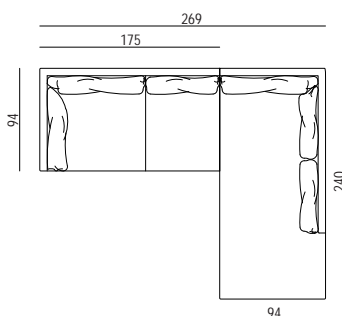
- LATERALE 2 POSTI SX
- ISOLA DX

- 2-SEATER SIDE ELEMENT - LH
- SECTIONAL ELEMENT - RH

**SWING 3**

2,91  
120

23,4



- LATERALE 2 POSTI SX
- MERIDIANA DX

- 2-SEATER SIDE ELEMENT - LH
- CHAISE LONGUE - RH

**SWING 4**

3,36  
128

29,7