


# FAREL

Design Diego Sferazza

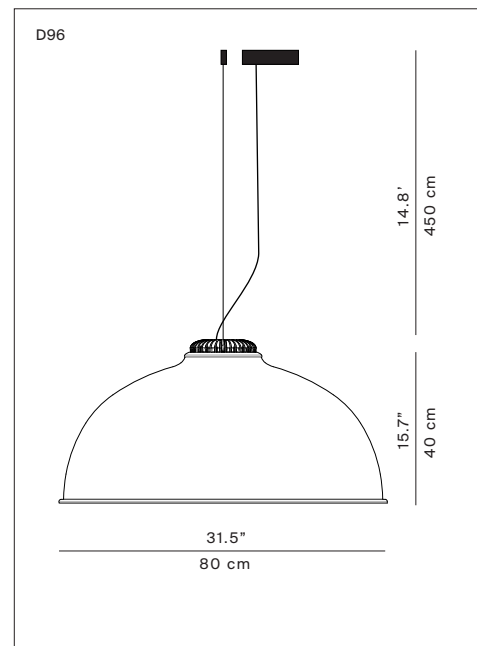
**LUCE  
PLAN**

Type:	Suspension
Lamps:	LED 23W 2700K or 3000K CRI 90      EL: A++ internal lampshade white: 1.268 lm - dark grey 1.137 lm dimnable push/DALI or LED 25W <b>3000K</b> → 1800K CRI 97      EEL: A++ dimnable phase cut / dim to warm
Product use:	Indoor / acoustic solution
Materials:	Shade: Flame retardant acoustic material and fabric. Rings and heat sink in coated aluminium
Colors:	<b>Rings and heat sink:</b> Matt alu, matt black and matt brass <b>External / Internal lampshade:</b> Light grey / Dark grey Dark grey / White Rust / Dark grey Aquamarine / White
Description:	For the first time in the Luceplan catalogue, Farel introduces an iconic dome structure, a neutral geometric form proposed in sound-absorbing thermoformed material with outer fabric cladding.


Insulation class: 

Reference code:	Rings and heat sink
	<b>D96/1D1</b> (2700K)
	1D960/1D0001      matt black
	1D960/1D0020      matt alu
	1D960/1D0030      matt brass
	<b>D96/1D3</b> (3000K)
	1D960/3D0001      matt black
	1D960/3D0020      matt alu
	1D960/3D0030      matt brass
	<b>D96/1DW</b> (3000K → 1800K)
	1D960/1DW001      matt black
	1D960/1DW020      matt alu
	1D960/1DW030      matt brass

Lampshade	
<b>D96C</b>	
1D960C0000A2	light grey / dark grey
1D960C0000A3	dark grey / white
1D960C0000B2	rust / dark grey
1D960C0000E2	aquamarine / white



## Lampshade



light grey  
dark grey

dark grey  
white

rust  
dark grey

aquamarine  
white

## Rings and heat sink



Matt Black

Matt Brass

Matt Alu