

FLOS

■ F0265000 Black

Noctambule Floor 1 High Cylinder Cone Small Base

Designed by Konstantin Grcic, 2019

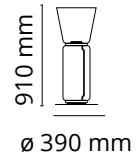


36W - 876lm - 2700K - CRI> 90

Standing lamps consisting of interconnecting glass modules reaching a height of 2,17 metres (85.43"). Cylindrical and semi-spherical transparent blown glass structure, die cast aluminium base and rings, hydroformed steel internal lateral arms and injection moulded optical opal silicone outer ring diffusers. The power supply cable is 2 metres (78.74") long, with a pedal operated panel used as a dimmer to adjust the light intensity by 10% to 100% in either direction. Wall mounted power supply unit with interchangeable plugs.

Are you a professional and your project needs consulting and support?

[BOOK AN APPOINTMENT](#)



Main specifications

EAN	8059607000564
Mounting	Floor
Environments	Indoor dry location
Light Source Type	LED
LED type	LED Module
Power (W)	36
System flux (lm)	876

Physical

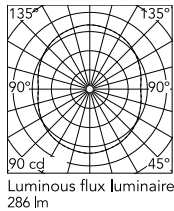
Colour	Black
Length (mm)	365
Cord length (mm)	1800
Net weight (kg)	14
Package height (mm)	0
Package width (mm)	0
Package length (mm)	0
Package volume (m3)	0.23
IP internal	20

Download

Mounting instructions	↓ PDF
Mounting instructions	↓ PDF
Spare Parts	↓ PDF



Schematic light drawing



Photometric

Lighting type	Total
Light distribution	Symmetric
CCT (K)	2700
CRI>	90

Electrical

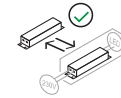
Insulation class	III
Frequency (Hz)	50/60
Main voltage (Vac)	100-240/48
LED voltage Vf (Vdc)	null
Driver	Remote included
Dimmable	Yes
Dimming type	Electronic 48V
Dimming interface	Dimmer Integrated
Plug type	Type G, Type A, Type C
Batteries inside	No

Ecodesign and Energy Labelling

This product contains a light source of energy efficiency class E




Replaceable (LED only)
light source by a
professional



Replaceable control
gear by an end-user

Spare Parts



01.	Noctambule Cone	F0260000
04.	Fixing screws kit	RF0254100
05.	Ring led diffuser	RF27498
06.	Noctambule High Cylinder	F0257000
07.	Black plug assembly kit & 48V driver	RF3320400
08.	Switch dimmer 48v pmw 500hz	RF27549
09.	Small base	F0261030

DOWNLOAD



F0260000

Noctambule Cone



RF0254100

Fixing screws kit



RF27498

Ring led diffuser



F0257000

Noctambule High Cylinder



RF3320400

Black plug assembly kit & 48V driver



RF27549

Switch dimmer 48v pmw 500hz



F0261030

Small base

FLOS

■ F0288000 Black

Noctambule Floor 1 Low Cylinder Small Base

Designed by Konstantin Grcic, 2019

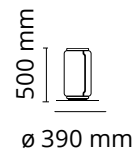
18W - 485lm - 2700K



Standing lamps consisting of interconnecting glass modules reaching a height of 2,17 metres (85.43"). Cylindrical and semi-spherical transparent blown glass structure, die cast aluminium base and rings, hydroformed steel internal lateral arms and injection moulded optical opal silicone outer ring diffusers. The power supply cable is 2 metres (78.74") long, with a pedal operated panel used as a dimmer to adjust the light intensity by 10% to 100% in either direction. Wall mounted power supply unit with interchangeable plugs.

Are you a professional and your project needs consulting and support?

[BOOK AN APPOINTMENT](#)



Main specifications

EAN	8059607000847
Mounting	Floor
Environments	Indoor dry location
Light Source Type	LED
LED type	LED Module
Power (W)	18
System flux (lm)	485

Physical

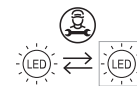
Colour	Black
Length (mm)	250
Cord length (mm)	1800
Net weight (kg)	10.3
Package height (mm)	0
Package width (mm)	0
Package length (mm)	0
Package volume (m3)	0.11
IP internal	20

Download

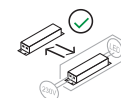
Mounting instructions	↓ PDF
Mounting instructions	↓ PDF
Spare Parts	↓ PDF

Ecodesign and Energy Labelling

This product contains a light source of energy efficiency class E



Replaceable (LED only) light source by a professional



Replaceable control gear by an end-user



IP
20

<https://professional.flos.com/en/global/product/noctambule-floor-1-low-cylinder-small-base-f0288000/>

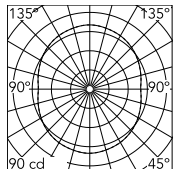
F0288000

©2022 Flos - P.IVA 00290820174 - 11/10/2023

professional.flos.com | info@flos.com 1/4

In our constantly evolving world and business, technical upgrades happen every day. This means all product specifications and data are subject to change without warning in order to improve reliability, function, performance or otherwise. We make every effort to ensure the accuracy of our product images, however due to different lighting and screens used for viewing, the colours may vary. Images are indicative of the quality and style of the product but may not represent the precise details of the product you receive. This is because we are constantly working to make improvements. For aesthetic reasons, cables and/or electrical elements are often not shown. Refer to technical data sheets for all technical data. Images and colours are not part of any contract or warranty in any way.

Schematic light drawing



Luminous flux Luminaire
286 lm

Photometric

Lighting type	Total
Light distribution	Symmetric
CCT (K)	2700

Electrical

Insulation class	III
Frequency (Hz)	50/60
Main voltage (Vac)	100-240/48
LED voltage Vf (Vdc)	null
Driver	Remote included
Dimmable	Yes
Dimming type	Electronic 48V
Dimming interface	Dimmer Integrated
Plug type	Type G, Type A, Type C
Batteries inside	No

Spare Parts



- | | | |
|-----|--------------------------------------|-----------|
| 03. | Terminal cap | F0293030 |
| 04. | Fixing screws kit | RF0254100 |
| 05. | Ring led diffuser | RF27498 |
| 06. | Noctambule Low Cylinder | F0254000 |
| 07. | Black plug assembly kit & 48V driver | RF3320400 |
| 08. | Switch dimmer 48v pmw 500hz | RF27549 |
| 09. | Small base | F0261030 |

DOWNLOAD



F0293030
Terminal cap



RF0254100
Fixing screws kit



RF27498
Ring led diffuser



F0254000
Noctambule Low Cylinder



RF3320400
Black plug assembly kit & 48V driver



RF27549
Switch dimmer 48v pmw 500hz



F0261030
Small base

FLOS

F0267000 Black

Noctambule Floor 3 High Cylinder Cone Big Base

Designed by Konstantin Grcic, 2019

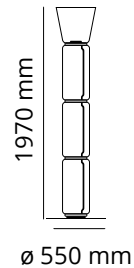
54W - 1459lm - 2700K - CRI> 90



Standing lamps consisting of interconnecting glass modules reaching a height of 2,17 metres (85.43"). Cylindrical and semi-spherical transparent blown glass structure, die cast aluminium base and rings, hydroformed steel internal lateral arms and injection moulded optical opal silicone outer ring diffusers. The power supply cable is 2 metres (78.74") long, with a pedal operated panel used as a dimmer to adjust the light intensity by 10% to 100% in either direction. Wall mounted power supply unit with interchangeable plugs.

Are you a professional and your project needs consulting and support?

BOOK AN APPOINTMENT



Main specifications

EAN	8059607000601
Mounting	Floor
Environments	Indoor dry location
Light Source Type	LED
LED type	LED Module
Power (W)	54
System flux (lm)	1459

Physical

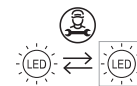
Colour	Black
Length (mm)	365
Cord length (mm)	1800
Net weight (kg)	26.5
Package height (mm)	0
Package width (mm)	0
Package length (mm)	0
Package volume (m3)	0.38
IP internal	20

Download

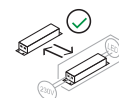
Mounting instructions	↓ PDF
Mounting instructions	↓ PDF
Spare Parts	↓ PDF

Ecodesign and Energy Labelling

This product contains a light source of energy efficiency class E



Replaceable (LED only) light source by a professional



Replaceable control gear by an end-user



<https://professional.flos.com/en/global/product/noctambule-floor-3-high-cylinder-cone-big-base-f0267000/>

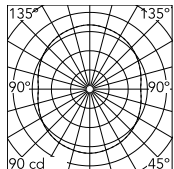
F0267000

©2022 Flos - P.IVA 00290820174 - 10/18/2023

professional.flos.com | info@flos.com 1/4

In our constantly evolving world and business, technical upgrades happen every day. This means all product specifications and data are subject to change without warning in order to improve reliability, function, performance or otherwise. We make every effort to ensure the accuracy of our product images, however due to different lighting and screens used for viewing, the colours may vary. Images are indicative of the quality and style of the product but may not represent the precise details of the product you receive. This is because we are constantly working to make improvements. For aesthetic reasons, cables and/or electrical elements are often not shown. Refer to technical data sheets for all technical data. Images and colours are not part of any contract or warranty in any way.

Schematic light drawing



Luminous flux Luminaire
286 lm


Photometric

Lighting type	Total
Light distribution	Symmetric
CCT (K)	2700
CRI>	90

Electrical

Insulation class	III
Frequency (Hz)	50/60
Main voltage (Vac)	100-240/48
LED voltage Vf (Vdc)	null
Driver	Remote included
Dimmable	Yes
Dimming type	Electronic 48V
Dimming interface	Dimmer Integrated
Plug type	Type G, Type A, Type C
Batteries inside	No

Spare Parts



- | | | |
|-----|--------------------------------------|-----------|
| 04. | Fixing screws kit | RF0254100 |
| 05. | Ring led diffuser | RF27498 |
| 07. | Black plug assembly kit & 48V driver | RF3320400 |
| 08. | Switch dimmer 48v pmw 500hz | RF27549 |

DOWNLOAD



RF0254100
Fixing screws kit



RF27498
Ring led diffuser



RF3320400
Black plug assembly kit & 48V driver



RF27549
Switch dimmer 48v pmw 500hz

FLOS

■ F0292000 Black

Noctambule Floor 4 High Cylinder Big Base

Designed by Konstantin Grcic, 2019

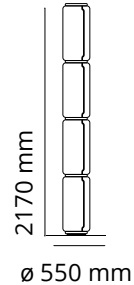
45W - 1378lm - 2700K



Standing lamps consisting of interconnecting glass modules reaching a height of 2,17 metres (85.43"). Cylindrical and semi-spherical transparent blown glass structure, die cast aluminium base and rings, hydroformed steel internal lateral arms and injection moulded optical opal silicone outer ring diffusers. The power supply cable is 2 metres (78.74") long, with a pedal operated panel used as a dimmer to adjust the light intensity by 10% to 100% in either direction. Wall mounted power supply unit with interchangeable plugs.

Are you a professional and your project needs consulting and support?

[BOOK AN APPOINTMENT](#)



Main specifications

EAN	8059607000922
Mounting	Floor
Environments	Indoor dry location
Light Source Type	LED
LED type	LED Module
Power (W)	45
System flux (lm)	1378

Physical

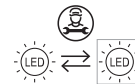
Colour	Black
Length (mm)	550
Cord length (mm)	1800
Net weight (kg)	27.3
Package height (mm)	0
Package width (mm)	0
Package length (mm)	0
Package volume (m3)	0.35
IP internal	20

Download

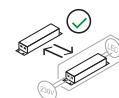
Mounting instructions	↓ PDF
Mounting instructions	↓ PDF
Spare Parts	↓ PDF

Ecodesign and Energy Labelling

This product contains a light source of energy efficiency class E



Replaceable (LED only) light source by a professional

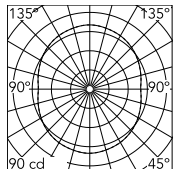


Replaceable control gear by an end-user



IP
20

Schematic light drawing



Luminous flux Luminaire
286 lm

Photometric

Lighting type	Total
Light distribution	Symmetric
CCT (K)	2700

Electrical

Insulation class	III
Frequency (Hz)	50/60
Main voltage (Vac)	100-240/48
LED voltage Vf (Vdc)	null
Driver	Remote included
Dimmable	Yes
Dimming type	Electronic 48V
Dimming interface	Dimmer Integrated
Plug type	Type G, Type A, Type C
Batteries inside	No

Spare Parts



- | | | |
|-----|--------------------------------------|-----------|
| 03. | Terminal cap | F0293030 |
| 04. | Fixing screws kit | RF0254100 |
| 05. | Ring led diffuser | RF27498 |
| 06. | Noctambule High Cylinder | F0257000 |
| 07. | Black plug assembly kit & 48V driver | RF3320400 |
| 08. | Switch dimmer 48v pmw 500hz | RF27549 |
| 09. | Big base | F0262030 |

DOWNLOAD



F0293030
Terminal cap



RF0254100
Fixing screws kit



RF27498
Ring led diffuser



F0257000
Noctambule High Cylinder



RF3320400
Black plug assembly kit & 48V driver



RF27549
Switch dimmer 48v pmw 500hz



F0262030
Big base