

FLOS

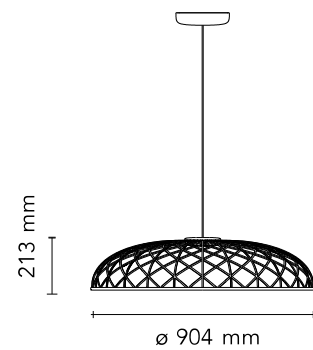
F6392017 Almond

Skynest Suspension

Designed by Marcel Wanders, 2022

78W - 2655lm - 2700K - CRI > 90

Diffuse lighting hanging appliance. The dome is a combination of luminous and dark elements arranged into a network and formed of core structures covered with a thin interwoven colourful tubular mesh made from recycled and recyclable fabric produced from polyester. Every single luminous element is powered by special micro-connectors located at the top of the dome and is covered with a two-tone mesh, while the side facing the inside of the dome is always white in order to allow for optimal light emission from the LED module. The appliance is fitted with a built-in balancing system at the top of the dome which helps adjust its balance, making it perfectly stable. The bottom of the dome is completed by an aluminium ring that keeps the dome's entire network structure in place through a simple snap-fit system. The product is assembled with absolutely no glue so it can be fully separated to be recycled in the future and in case of any repairs or replacements. Available lamp finishes: Blue Tourmaline, Almond, Anthracite or Brick Red. Plastic ceiling rose painted with the same finish as the lamp, fitted with built-in electronics that allow for the use of different dimmer systems: 0-10V / 1-10V / DALI / PUSH."



Are you a professional and your project needs consulting and support?

[BOOK AN APPOINTMENT](#)

Main specifications

EAN	8059607052143
Mounting	Suspension
Environments	Indoor dry location
Light Source Type	LED
LED type	LED Module
Power (W)	78
System power (W)	78
System flux (lm)	2655

Physical

Colour	Almond
Length (mm)	904
Cord length (mm)	2700
Net weight (kg)	4.1
Package height (mm)	250
Package width (mm)	1000
Package length (mm)	1000
Package volume (m3)	0.28
IP internal	20

Download

[Mounting instructions](#)  PDF

Photometric Files

[LDT / IES](#)  ZIP

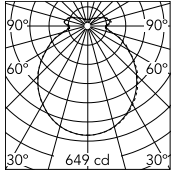
Technical Drawings

[2D](#)  DWG

[3D](#)  ZIP



Schematic light drawing



Photometric

Lighting type	Total
Light distribution	Symmetric
CCT (K)	2700
CRI>	90

Electrical

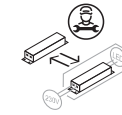
Insulation class	I
Frequency (Hz)	50/60
Main voltage (Vac)	100-240
LED voltage Vf (Vdc)	null
Driver	Integrated
Dimmable	Yes
Dimming type	Dimmable 0-10V, Dimmable Push, Dimmable 1-10V, Dimmable DALI 1
Dimming interface	Remote Dimmable (Dimmer Not Included)

Ecodesign and Energy Labelling

This product contains a light source of energy efficiency class F



Replaceable (LED only) light source by an end-user



Replaceable control gear by a professional

Spare Parts



00.	12-48V Led Dimmer	RF26994
00.	Driver 100W 100-277V	RF33061
00.	Skynest Rose with Riveted Magnets Almond	RF34382
00.	Assembly Led Arm for Skynest Almond	RF34719



RF26994
12-48V Led Dimmer



RF33061
Driver 100W 100-277V



RF34382
Skynest Rose with Riveted
Magnets Almond



RF34719
Assembly Led Arm for Skynest
Almond